

# Doing Business 2010

## Saudi Arabia

COMPARING REGULATION IN 183 ECONOMIES



© 2009 The International Bank for Reconstruction and Development / The World Bank  
1818 H Street NW  
Washington, D.C. 20433  
Telephone 202-473-1000  
Internet [www.worldbank.org](http://www.worldbank.org)  
E-mail [feedback@worldbank.org](mailto:feedback@worldbank.org)

All rights reserved.  
1 2 3 4 08 07 06 05

A copublication of The World Bank and the International Finance Corporation.

This volume is a product of the staff of the World Bank Group. The findings, interpretations, and conclusions expressed in this volume do not necessarily reflect the views of the Executive Directors of the World Bank or the governments they represent. The World Bank does not guarantee the accuracy of the data included in this work.

#### **Rights and Permissions**

The material in this publication is copyrighted. Copying and/or transmitting portions or all of this work without permission may be a violation of applicable law. The World Bank encourages dissemination of its work and will normally grant permission to reproduce portions of the work promptly.

For permission to photocopy or reprint any part of this work, please send a request with complete information to the Copyright Clearance Center, Inc., 222 Rosewood Drive, Danvers, MA 01923, USA; telephone 978-750-8400; fax 978-750-4470; Internet: [www.copyright.com](http://www.copyright.com).

All other queries on rights and licenses, including subsidiary rights, should be addressed to the Office of the Publisher, The World Bank, 1818 H Street NW, Washington, DC 20433, USA; fax: 202-522-2422; e-mail: [pubrights@worldbank.org](mailto:pubrights@worldbank.org).

Additional copies of *Doing Business 2010: Reforming through Difficult Times*, *Doing Business 2009*, *Doing Business 2008*, *Doing Business 2007: How to Reform*, *Doing Business in 2006: Creating Jobs*, *Doing Business in 2005: Removing Obstacles to Growth* and *Doing Business in 2004: Understanding Regulations* may be purchased at [www.doingbusiness.org](http://www.doingbusiness.org)

ISBN: 978-0-8213-7961-5  
E-ISBN: 978-0-8213-7965-3  
DOI: 10.1596/978-0-8213-7961-5  
ISSN: 1729-2638

Library of Congress Cataloging-in-Publishing Data has been applied for.

Printed in the United States.

## Current features

News on the *Doing Business* project

[www.doingbusiness.org](http://www.doingbusiness.org)

## Rankings

How economies rank-from 1 to 183

[www.doingbusiness.org/economyrankings](http://www.doingbusiness.org/economyrankings)

## Reformers

Short summaries of DB2010 reforms, lists of reformers since DB2004 and a ranking simulation tool

[www.doingbusiness.org/reformers](http://www.doingbusiness.org/reformers)

## Historical data

Customized data sets since DB2004

[www.doingbusiness.org/customquery](http://www.doingbusiness.org/customquery)

## Methodology and research

The methodologies and research papers underlying *Doing Business*

[www.doingbusiness.org/MethodologySurveys](http://www.doingbusiness.org/MethodologySurveys)

## Download reports

Access to *Doing Business* reports as well as subnational and regional reports, reform case studies and customized country and regional profiles

[www.doingbusiness.org/downloads](http://www.doingbusiness.org/downloads)

## Subnational and regional projects

Differences in business regulations at the subnational and regional level

[www.doingbusiness.org/subnational](http://www.doingbusiness.org/subnational)

## Law Library

Online collection of business laws and regulations relating to business and gender issues

[www.doingbusiness.org/lawlibrary](http://www.doingbusiness.org/lawlibrary)

[www.doingbusiness.org/genderlawlibrary](http://www.doingbusiness.org/genderlawlibrary)

## Local partners

More than 8,000 specialists in 183 economies who participate in *Doing Business*

[www.doingbusiness.org/LocalPartners](http://www.doingbusiness.org/LocalPartners)

## Reformers' Club

Celebrating the top 10 *Doing Business* reformers

[www.doingbusiness.org/Reformers/ReformersClub.aspx](http://www.doingbusiness.org/Reformers/ReformersClub.aspx)

## Business Planet

Interactive map on the ease of doing business

<http://www.doingbusiness.org/map>

# Contents

Introduction and Aggregate Rankings	1
Starting a Business	5
Dealing with Construction Permits	10
Employing Workers	15
Registering Property	19
Getting Credit	24
Protecting Investors	28
Paying Taxes	32
Trading Across Borders	36
Enforcing Contracts	40
Closing a Business	44
Doing Business 2010 Reforms	48

# Introduction

*Doing Business 2010: Reforming Through Difficult Times* is the seventh in a series of annual reports investigating regulations that enhance business activity and those that constrain it. Doing Business presents quantitative indicators on business regulations and the protection of property rights that can be compared across 183 economies, from Afghanistan to Zimbabwe, over time.

A set of regulations affecting 10 stages of a business's life are measured: starting a business, dealing with construction permits, employing workers, registering property, getting credit, protecting investors, paying taxes, trading across borders, enforcing contracts and closing a business. Data in *Doing Business 2010: Reforming Through Difficult Times* are current as of June 1, 2009\*. The indicators are used to analyze economic outcomes and identify what reforms have worked, where, and why.

The Doing Business methodology has limitations. Other areas important to business such as an economy's proximity to large markets, the quality of its infrastructure services (other than those related to trading across borders), the security of property from theft and looting, the transparency of government procurement, macroeconomic conditions or the underlying strength of institutions, are not studied directly by Doing Business. To make the data comparable across economies, the indicators refer to a specific type of business, generally a local limited liability company operating in the largest business city. Because standard assumptions are used in the data collection, comparisons and benchmarks are valid across economies. The data not only highlight the extent of obstacles to doing business; they also help identify the source of those obstacles, supporting policymakers in designing reform.

The data set covers 183 economies: 46 in Sub-Saharan Africa, 32 in Latin America and The Caribbean, 27 in Eastern Europe and Central Asia, 24 in East Asia and Pacific, 19 in the Middle East and North Africa and 8 in South Asia, as well as 27 OECD high-income economies as benchmarks.

The following pages present the summary Doing Business indicators for Saudi Arabia. The data used for this country profile come from the Doing Business database and are summarized in graphs. These graphs allow a comparison of the economies in each region not only with one another but also with the "good practice" economy for each indicator. The good-practice economies are identified by their position in each indicator as well as their overall ranking and by their capacity to provide good examples of business regulation to other countries. These good-practice economies do not necessarily rank number 1 in the topic or indicator, but they are in the top 10.

More information is available in the full report. *Doing Business 2010: Reforming Through Difficult Times* presents the indicators, analyzes their relationship with economic outcomes and recommends reforms. The data, along with information on ordering the report, are available on the Doing Business website ([www.doingbusiness.org](http://www.doingbusiness.org)).

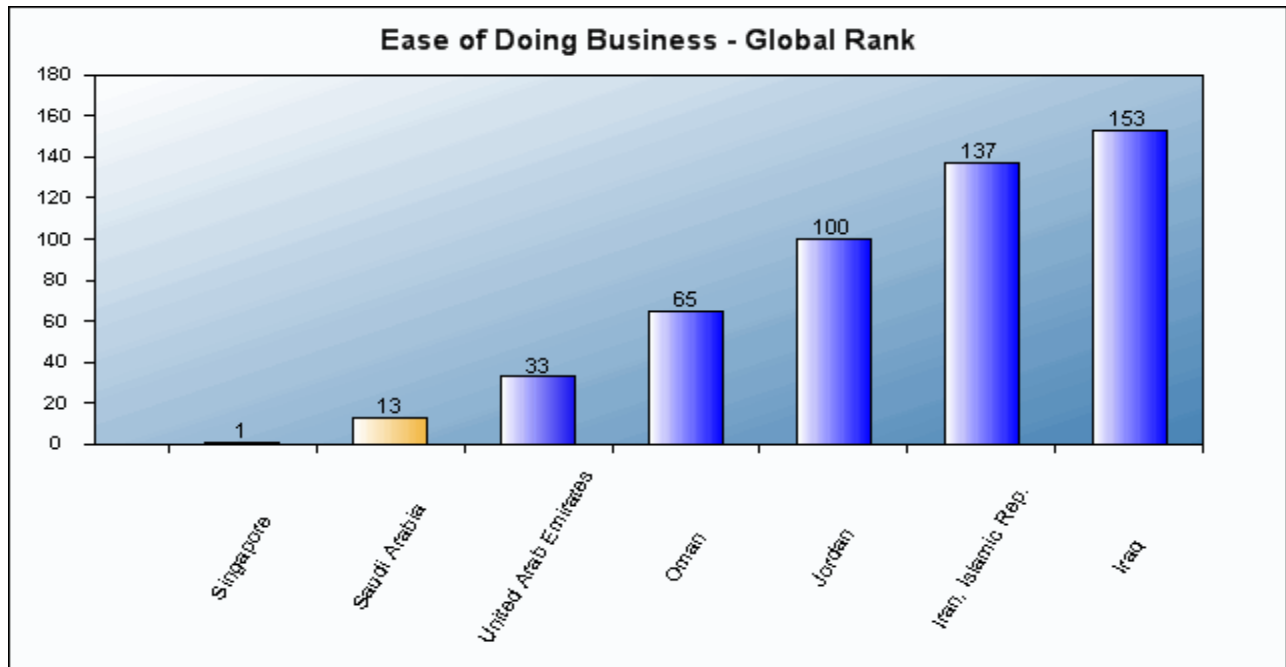
\* Except for the Paying Taxes indicator that refers to the period January to December of 2008.

*Note: Doing Business 2008 and Doing Business 2009 data and rankings have been recalculated to reflect changes to the methodology and the addition of new countries (in the case of the rankings).*

## Economy Rankings - Ease of Doing Business

Saudi Arabia is ranked 13 out of 183 economies. Singapore is the top ranked economy in the Ease of Doing Business.

### Saudi Arabia - Compared to global good practice economy as well as selected economies:



### Saudi Arabia's ranking in Doing Business 2010

Rank	Doing Business 2010
Ease of Doing Business	13
Starting a Business	13
Dealing with Construction Permits	33
Employing Workers	73
Registering Property	1
Getting Credit	61
Protecting Investors	16
Paying Taxes	7
Trading Across Borders	23
Enforcing Contracts	140
Closing a Business	60

## Summary of Indicators - Saudi Arabia

<b>Starting a Business</b>	Procedures (number)	4
	Time (days)	5
	Cost (% of income per capita)	7.7
	Min. capital (% of income per capita)	0.0
<b>Dealing with Construction Permits</b>	Procedures (number)	17
	Time (days)	94
	Cost (% of income per capita)	32.8
<b>Employing Workers</b>	Difficulty of hiring index (0-100)	0
	Rigidity of hours index (0-100)	40
	Difficulty of redundancy index (0-10)	0
	Rigidity of employment index (0-100)	13
	Redundancy costs (weeks of salary)	80
<b>Registering Property</b>	Procedures (number)	2
	Time (days)	2
	Cost (% of property value)	0.0
<b>Getting Credit</b>	Strength of legal rights index (0-10)	4
	Depth of credit information index (0-6)	6
	Public registry coverage (% of adults)	0.0
	Private bureau coverage (% of adults)	17.9
<b>Protecting Investors</b>	Extent of disclosure index (0-10)	9
	Extent of director liability index (0-10)	8
	Ease of shareholder suits index (0-10)	4
	Strength of investor protection index (0-10)	7.0
<b>Paying Taxes</b>	Payments (number per year)	14
	Time (hours per year)	79
	Profit tax (%)	2.1
	Labor tax and contributions (%)	12.4
	Other taxes (%)	0.0
	Total tax rate (% profit)	14.5

<b>Trading Across Borders</b>	Documents to export (number)	5
	Time to export (days)	17
	Cost to export (US\$ per container)	681
	Documents to import (number)	5
	Time to import (days)	18
	Cost to import (US\$ per container)	678
<b>Enforcing Contracts</b>	Procedures (number)	43
	Time (days)	635
	Cost (% of claim)	27.5
<b>Closing a Business</b>	Recovery rate (cents on the dollar)	37.5
	Time (years)	1.5
	Cost (% of estate)	22

# Starting a Business

When entrepreneurs draw up a business plan and try to get under way, the first hurdles they face are the procedures required to incorporate and register the new firm before they can legally operate. Economies differ greatly in how they regulate the entry of new businesses. In some the process is straightforward and affordable. In others the procedures are so burdensome that entrepreneurs may have to bribe officials to speed up the process or may decide to run their businesses informally.

Analysis shows that burdensome entry regulations do not increase the quality of products, make work safer or reduce pollution. Instead, they constrain private investment; push more people into the informal economy; increase consumer prices and fuel corruption.

## Methodology

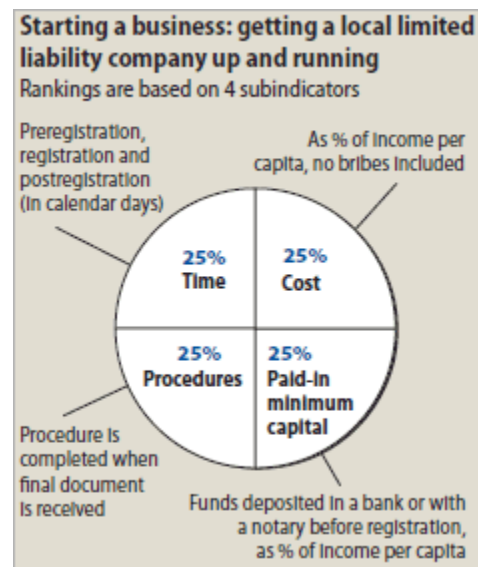
The data on starting a business is based on a survey and research investigating the procedures that a standard small to medium-size company needs to complete to start operations legally. This includes obtaining all necessary permits and licenses and completing all required inscriptions, verifications and notifications with authorities to enable the company to formally operate. Procedures are recorded only where interaction is required with an external party. It is assumed that the founders complete all procedures themselves unless professional services (such as by a notary or lawyer) are required by law. Voluntary procedures are not counted, nor are industry-specific requirements and utility hook-ups. Lawful shortcuts are counted.

It is assumed that all information is readily available to the entrepreneur, that there has been no prior contact with officials and that all government and nongovernment entities involved in the process function without corruption.

## Survey Case Study

*The business:*

- is a limited liability company conducting general commercial activities
- is located in the largest business city
- is 100% domestically owned
- has a start-up capital of 10 times income per capita
- has a turnover of at least 100 times income per capita
- has between 10 and 50 employees
- does not qualify for any special benefits
- does not own real estate

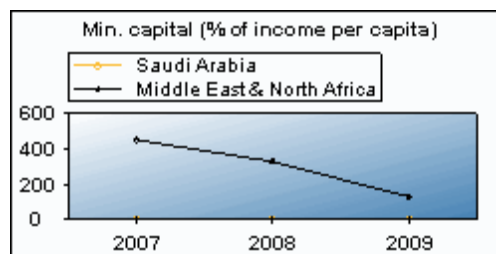
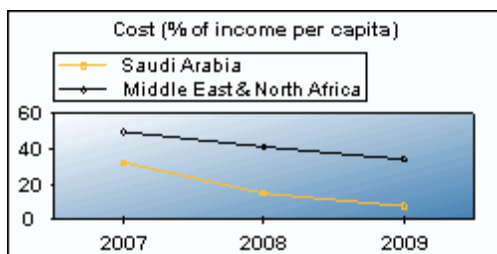
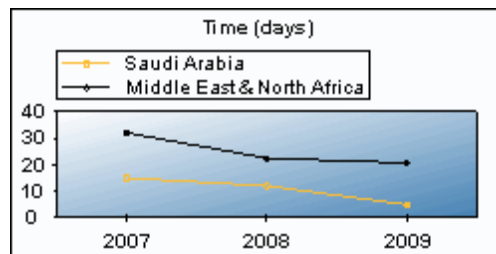
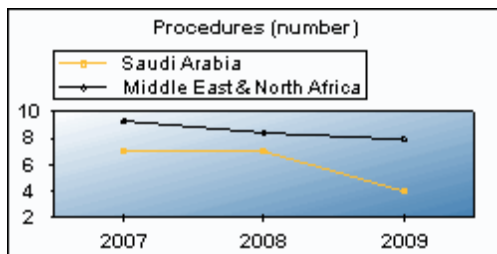




## 1. Historical data: Starting a Business in Saudi Arabia

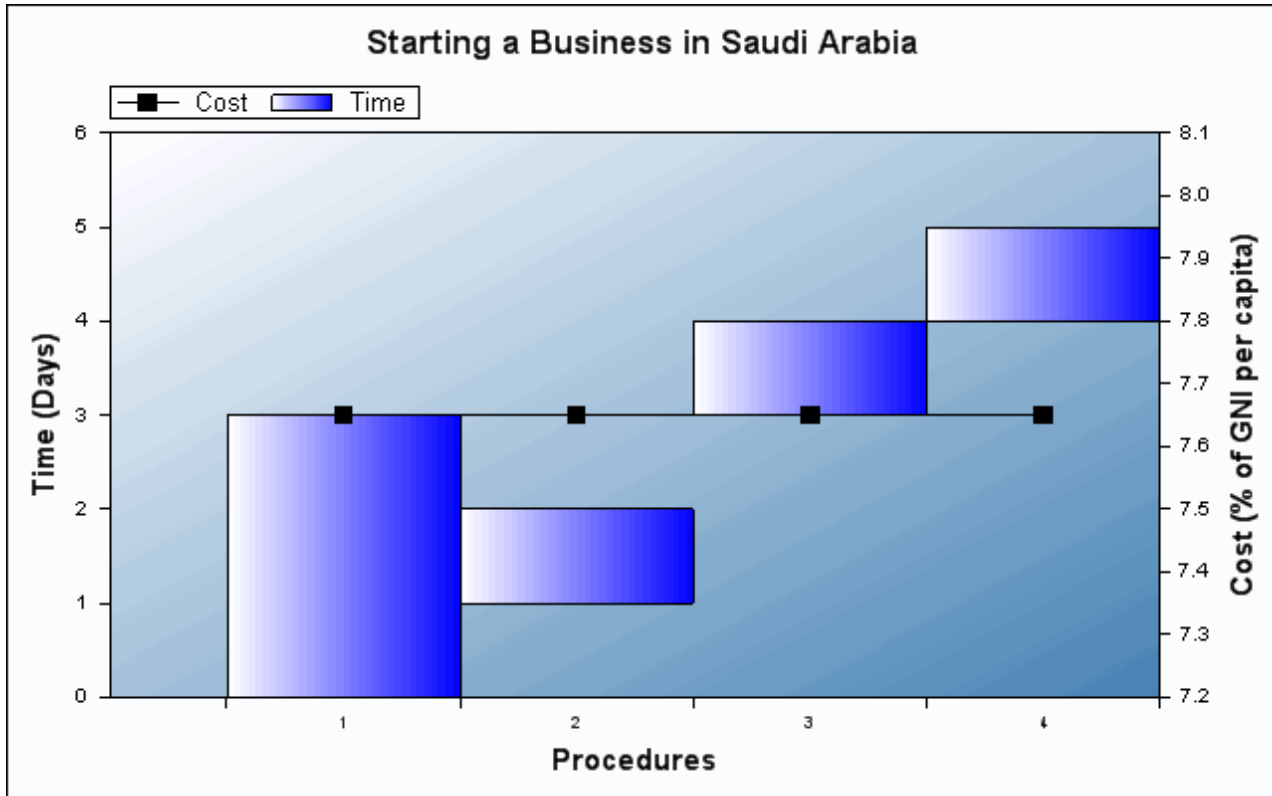
Starting a Business data	Doing Business 2008	Doing Business 2009	Doing Business 2010
Rank	..	31	13
Procedures (number)	7	7	4
Time (days)	15	12	5
Cost (% of income per capita)	32.3	14.9	7.7
Min. capital (% of income per capita)	0.0	0.0	0.0

2. The following graphs illustrates the Starting a Business indicators in Saudi Arabia over the past 3 years:



### 3. Steps to Starting a Business in Saudi Arabia

It requires 4 procedures, takes 5 days, and costs 7.65 % GNI per capita to start a business in Saudi Arabia.



#### List of Procedures:

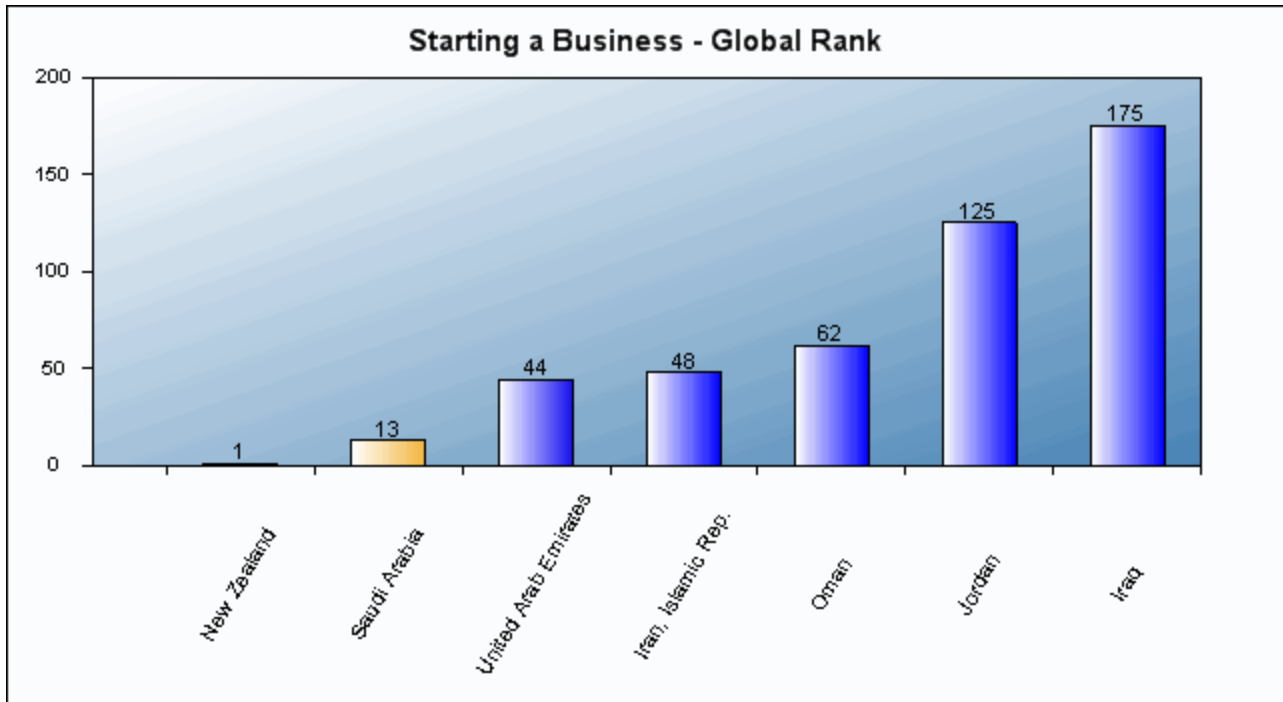
1. Register at the Unified Registry/ Ministry of Commerce and Industry
2. Open bank account
3. Register with the Department of Zakat and Income Tax (DZIT) to obtain a file number and a certificate of commencement of business
4. Register employer and employees for the General Organization of Social Insurance (GOSI) contributions online

More detail is included in the appendix.

#### 4. Benchmarking Starting a Business Regulations:

Saudi Arabia is ranked 13 overall for Starting a Business.

Ranking of Saudi Arabia in Starting a Business - Compared to good practice and selected economies:



The following table shows Starting a Business data for Saudi Arabia compared to good practice and comparator economies:

<b>Good Practice Economies</b>	<b>Procedures (number)</b>	<b>Time (days)</b>	<b>Cost (% of income per capita)</b>	<b>Min. capital (% of income per capita)</b>
<b>Denmark*</b>			0.0	
<b>New Zealand*</b>	1	1		0.0

<i>Selected Economy</i>				
<b>Saudi Arabia</b>	4	5	7.7	0.0

<i>Comparator Economies</i>				
<b>Iran, Islamic Rep.</b>	7	9	3.9	0.8
<b>Iraq</b>	11	77	75.9	30.3
<b>Jordan</b>	8	13	49.5	19.9
<b>Oman</b>	5	12	2.2	273.6
<b>United Arab Emirates</b>	8	15	6.2	0.0

\* The following economies are also good practice economies for :

**Procedures (number):** **Canada**

**Cost (% of income per capita):** **Slovenia**

# Dealing with Construction Permits

Once entrepreneurs have registered a business, what regulations do they face in operating it? To measure such regulation, Doing Business focuses on the construction sector. Construction companies are under constant pressure from government to comply with inspections, with licensing and safety regulations, from customers to be quick and cost-effective. These conflicting pressures point to the tradeoff in building regulation; the tradeoff between protecting people (construction workers, tenants, passersby) and keeping the cost of building affordable.

In many economies, especially poor ones, complying with building regulations is so costly in time and money that many builders opt out. Builders may pay bribes to pass inspections or simply build illegally, leading to hazardous construction. Where the regulatory burden is large, entrepreneurs may tend to move their activity into the informal economy. There they operate with less concern for safety, leaving everyone worse off. In other economies compliance is simple, straightforward and inexpensive, yielding better results.

## Methodology

The indicators on dealing with construction permits record all procedures officially required for an entrepreneur in the construction industry to build a warehouse. These include submitting project documents (building plans, site maps) to the authorities, obtaining all necessary licenses and permits, completing all required notifications and receiving all necessary inspections. They also include procedures for obtaining utility connections, such as electricity, telephone, water and sewerage. The time and cost to complete each procedure under normal circumstances are calculated. All official fees associated with legally completing the procedures are included. Time is recorded in calendar days. The survey assumes that the entrepreneur is aware of all existing regulations and does not use an intermediary to complete the procedures unless required to do so by law.

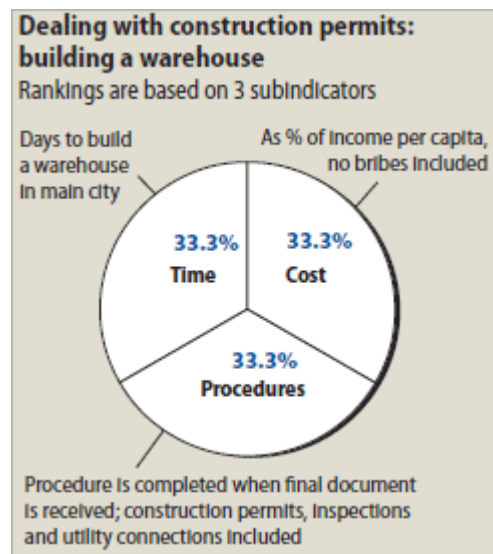
## Survey Case Study

### The business:

- is a small to medium-size limited liability company
- is located in the largest business city
- is domestically owned and operated, in the construction business
- has 20 qualified employees

### The warehouse to be built:

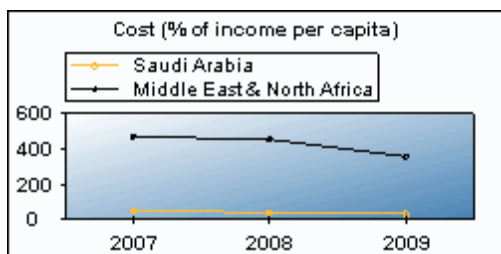
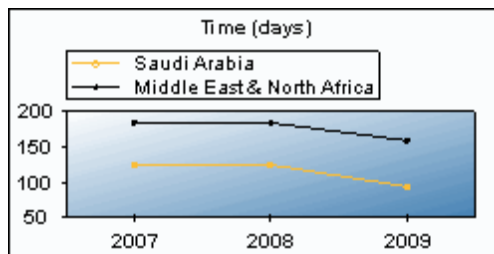
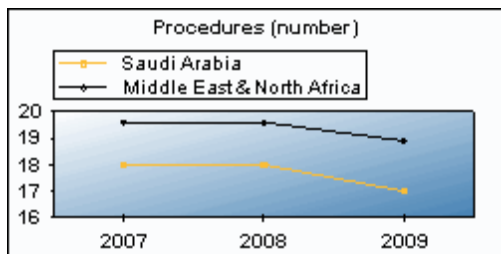
- is a new construction (there was no previous construction on the land)
- has complete architectural and technical plans prepared by a licensed architect
- will be connected to electricity, water, sewerage (sewage system, septic tank or their equivalent) and one land phone line. The connection to each utility network will be 32 feet, 10 inches (10 meters) long.
- will be used for general storage, such as of books or stationery. The warehouse will not be used for any goods requiring special conditions, such as food, chemicals or pharmaceuticals.
- will take 30 weeks to construct (excluding all delays due to administrative and regulatory requirements).



**1. Historical data: Dealing with Construction Permits in Saudi Arabia**

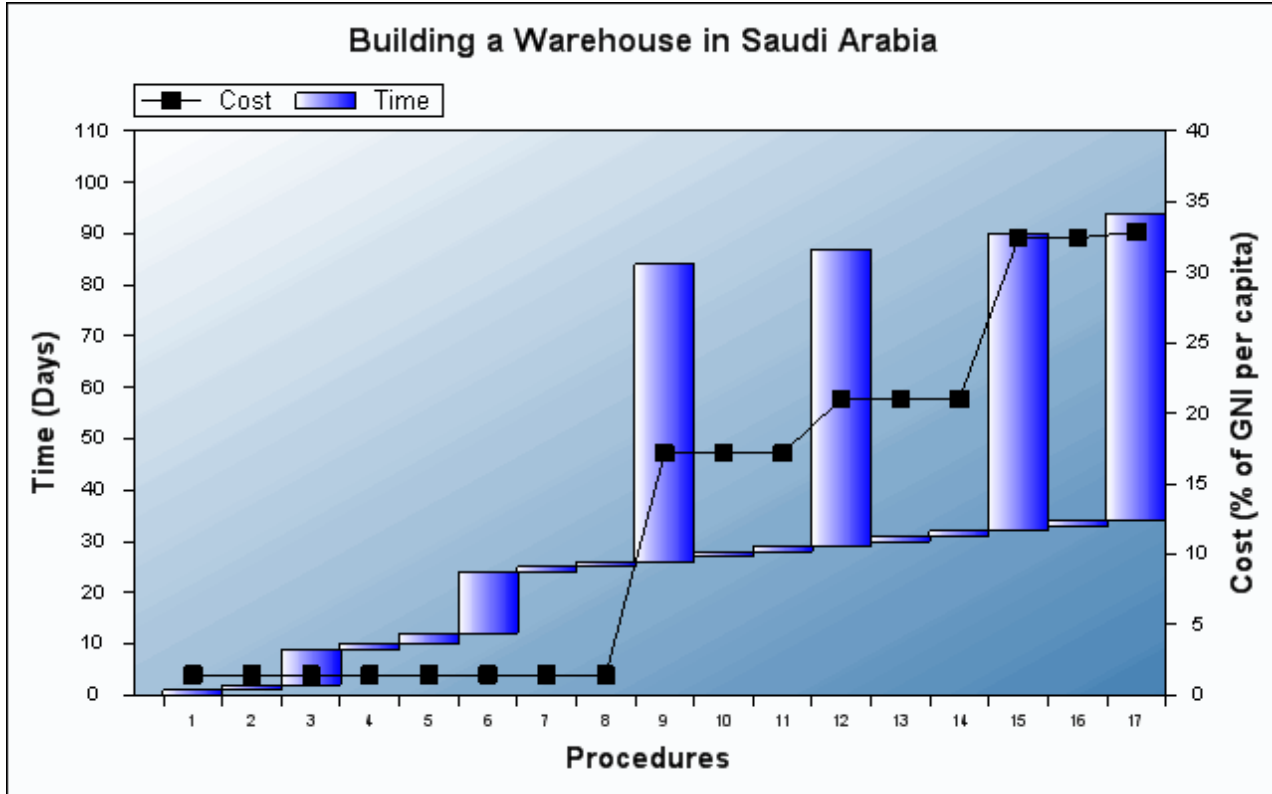
Dealing with Construction Permits data	Doing Business 2008	Doing Business 2009	Doing Business 2010
Rank	..	39	33
Procedures (number)	18	18	17
Time (days)	125	125	94
Cost (% of income per capita)	51.3	40.6	32.8

**2. The following graphs illustrates the Dealing with Construction Permits indicators in Saudi Arabia over the past 3 years:**



### 3. Steps to Building a Warehouse in Saudi Arabia

It requires 17 procedures, takes 94 days, and costs 32.84 % GNI per capita to build a warehouse in Saudi Arabia.



#### List of Procedures:

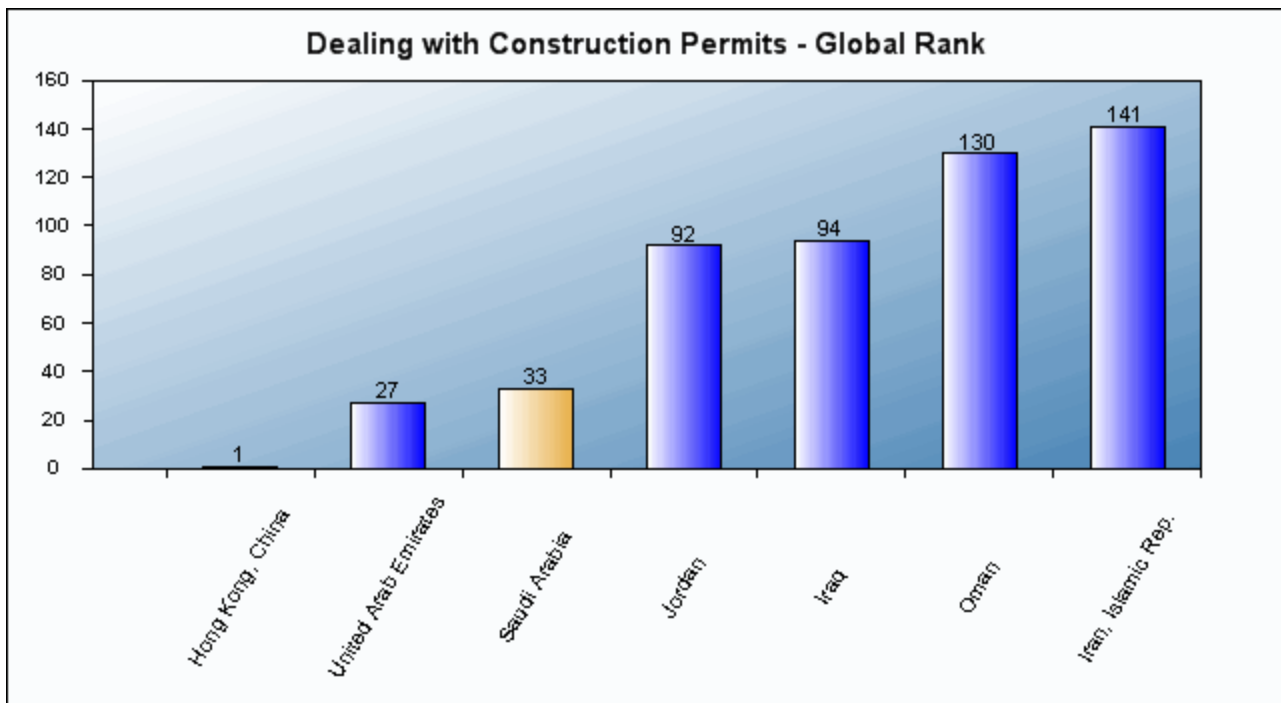
- |   |  |
|---|--|
| 1. Obtain temporary building permit from Riyadh Municipality one-stop shop and pay fees | 12. Obtain water connection  |
| 2. Receive inspection prior to final building permit                                    | 13. Request sewage connection                                      |
| 3. Obtain final building permit from Branch Municipality                                | 14. Receive sewage inspection                                      |
| 4. Receive inspection from municipality   | 15. Obtain sewage connection                                       |
| 5. Receive final inspection and obtain certificate of completion                        | 16. Obtain stamp from chamber of commerce on telephone application |
| 6. Receive final inspection and letter of approval from Civil Defense                   | 17. Obtain phone connection  |
| 7. Request electricity connection   |  |
| 8. Receive electricity inspection   |  |
| 9. Obtain electricity connection  |  |
| 10. Request water connection  |  |
| 11. Receive water inspection  |  |

More detail is included in the appendix.

#### 4. Benchmarking Dealing with Construction Permits Regulations:

Saudi Arabia is ranked 33 overall for Dealing with Construction Permits.

Ranking of Saudi Arabia in Dealing with Construction Permits - Compared to good practice and selected economies:





The following table shows Dealing with Construction Permits data for Saudi Arabia compared to good practice and comparator economies:

<b>Good Practice Economies</b>	<b>Procedures (number)</b>	<b>Time (days)</b>	<b>Cost (% of income per capita)</b>
<b>Denmark</b>	6		
<b>Qatar</b>			0.6
<b>Singapore</b>		25	

<i>Selected Economy</i>			
<b>Saudi Arabia</b>	17	94	32.8

<i>Comparator Economies</i>			
<b>Iran, Islamic Rep.</b>	17	322	365.9
<b>Iraq</b>	14	215	397.9
<b>Jordan</b>	19	87	697.1
<b>Oman</b>	16	242	427.9
<b>United Arab Emirates</b>	17	64	30.7

# Employing Workers

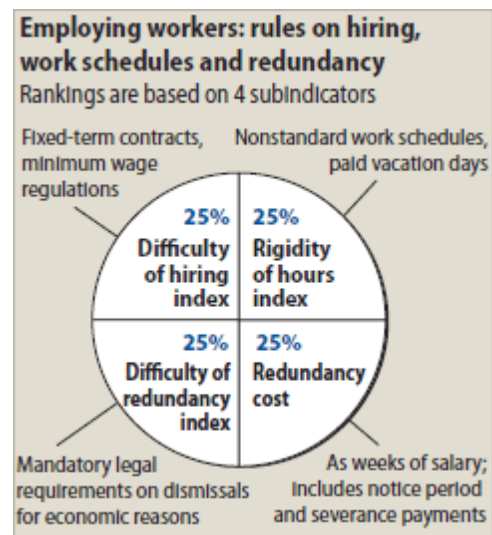
Economies worldwide have established a system of laws and institutions intended to protect workers and guarantee a minimum standard of living for its population. This system generally encompasses four bodies of law: employment, industrial relations, social security and occupational health and safety laws.

Employment regulations are needed to allow efficient contracting between employers and workers and to protect workers from discriminatory or unfair treatment by employers. Doing Business measures flexibility in the regulation of hiring, working hours and dismissal in a manner consistent with the conventions of the International Labour Organization (ILO). An economy can have the most flexible labor regulations as measured by Doing Business while ratifying and complying with all conventions directly relevant to the factors measured by Doing Business and with the ILO core labor standards. No economy can achieve a better score by failing to comply with these conventions.

Governments all over the world face the challenge of finding the right balance between worker protection and labor market flexibility. But in developing countries especially, regulators often err to one extreme, pushing employers and workers into the informal sector. Analysis across economies shows that while employment regulation generally increases the tenure and wages of incumbent workers, overly rigid regulations may have undesirable side effects. These include less job creation, smaller company size, less investment in research and development, and longer spells of unemployment and thus the obsolescence of skills, all of which may reduce productivity growth.

## Methodology

Two measures are presented: a rigidity of employment index and a redundancy cost measure. The rigidity of employment index is the average of three sub-indices: difficulty of hiring, rigidity of hours and difficulty of redundancy. Each index takes values between 0 and 100, with higher values indicating more rigid regulation. The difficulty of hiring index measures the flexibility of contracts and the ratio of the minimum wage to the value added per worker. The rigidity of hours index covers restrictions on weekend and night work, requirements relating to working time and the workweek taking into account legal provisions that refer specifically to small to medium-size companies in the manufacturing industry in which continuous operation is economically necessary, as well as mandated days of annual leave with pay. The difficulty of redundancy index covers workers' legal protections against dismissal, including the grounds permitted for dismissal and procedures for dismissal (individual and collective): notification and approval requirements, retraining or reassignment obligations and priority rules for dismissals and reemployment.



The Redundancy cost indicator measures the cost of advance notice requirements, severance payments and penalties due when terminating a redundant worker, expressed in weeks of salary.

## Survey Case Study

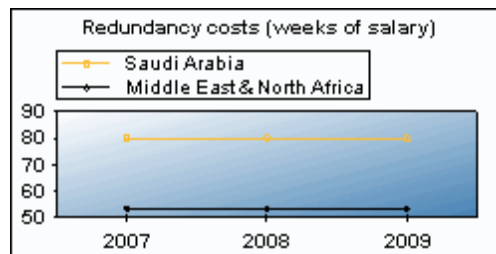
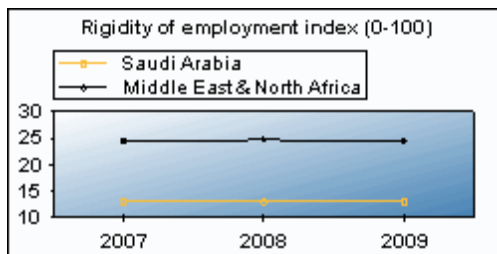
*The business:*

- is a limited liability company operating in the manufacturing sector
- is located in the largest business city
- is 100% domestically owned
- has 60 employees
- The company is also assumed to be subject to collective bargaining agreements in economies where such agreements cover more than half the manufacturing sector and apply even to firms not party to them.

## 1. Historical data: Employing Workers in Saudi Arabia

Employing Workers data	Doing Business 2008	Doing Business 2009	Doing Business 2010
Rank	..	70	73
Redundancy costs (weeks of salary)	80	80	80
Rigidity of employment index (0-100)	13	13	13

2. The following graphs illustrates the Employing Workers indicators in Saudi Arabia over the past 3 years:



### 3. Benchmarking Employing Workers Regulations:

Saudi Arabia is ranked 73 overall for Employing Workers.

Ranking of Saudi Arabia in Employing Workers - Compared to good practice and selected economies:



The following table shows Employing Workers data for Saudi Arabia compared to good practice and comparator economies:

<b>Good Practice Economies</b>	<b>Rigidity of employment index (0-100)</b>	<b>Redundancy costs (weeks of salary)</b>
<b>Hong Kong, China*</b>	0	
<b>New Zealand*</b>		0

<i>Selected Economy</i>		
<b>Saudi Arabia</b>	13	80

<i>Comparator Economies</i>		
<b>Iran, Islamic Rep.</b>	29	87
<b>Iraq</b>	24	0
<b>Jordan</b>	24	4
<b>Oman</b>	13	4
<b>United Arab Emirates</b>	7	84

\* The following economies are also good practice economies for :

**Rigidity of employment index (0-100):** Australia, Brunei Darussalam, Kuwait, Marshall Islands, Singapore, St. Lucia, Uganda, United States

**Redundancy costs (weeks of salary):** Denmark, Iraq, Marshall Islands, Micronesia, Fed. Sts., Palau, Puerto Rico, Tonga, United States

# Registering Property

Formal property titles help promote the transfer of land, encourage investment and give entrepreneurs access to formal credit markets. But a large share of property in developing economies is not formally registered. Informal titles cannot be used as security in obtaining loans, which limits financing opportunities for businesses. Many governments have recognized this and started extensive property titling programs. But bringing assets into the formal sector is only part of the story. The more difficult and costly it is to formally transfer property, the greater the chances that formalized titles will quickly become informal again. Eliminating unnecessary obstacles to registering and transferring property is therefore important for economic development.

Efficient property registration reduces transaction costs and helps to formalize property titles. Simple procedures to register property are also associated with greater perceived security of property rights and less corruption. That benefits all entrepreneurs, especially women, the young and the poor. The rich have few problems protecting their property rights. They can afford to invest in security systems and other measures to defend their property. But small entrepreneurs cannot. Reform can change this.

## Methodology

Doing Business records the full sequence of procedures necessary for a business (buyer) to purchase a property from another business (seller) and to transfer the property title to the buyer's name. The property of land and building will be transferred in its entirety. The transaction is considered complete when the buyer can use the property as collateral for a bank loan.

Local property lawyers and officials in property registries provide information on required procedures as well as the time and cost to complete each one. For most economies the data are based on responses from both. Based on the responses, three indicators are constructed:

- number of procedures to register property
- time to register property (in calendar days)
- official costs to register property (as a percentage of the property value)

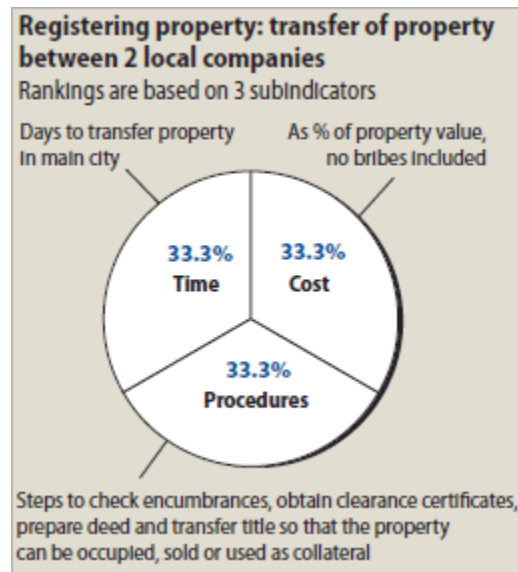
## Survey Case Study

*The buyer and seller:*

- are limited liability companies
- are private nationals (no foreign ownership)
- are located in periurban area of the largest business city
- conduct general commercial activities

*The property:*

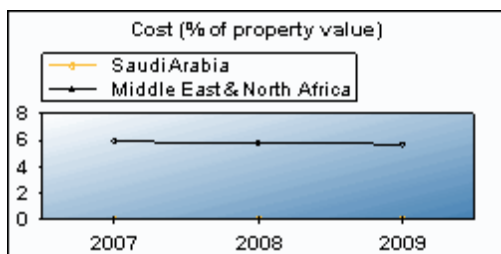
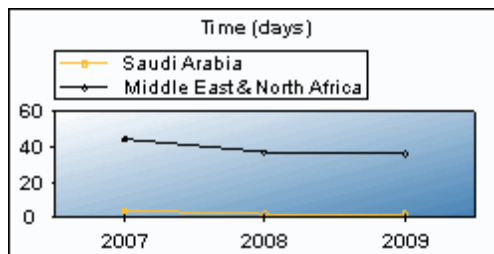
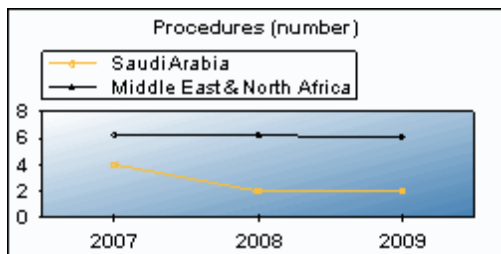
- consists of land and a 2-story building (warehouse)
- is located in the periurban commercial zone of the largest business city
- The land area is 557.4 m<sup>2</sup> (6,000 square feet).
- The warehouse has a total area of 929 m<sup>2</sup> (10,000 square feet).
- has a value equal to 50 times income per capita
- The seller company owned the property for the last 10 years.
- is registered in the land registry and/or cadastre and is free of all disputes.



### 1. Historical data: Registering Property in Saudi Arabia

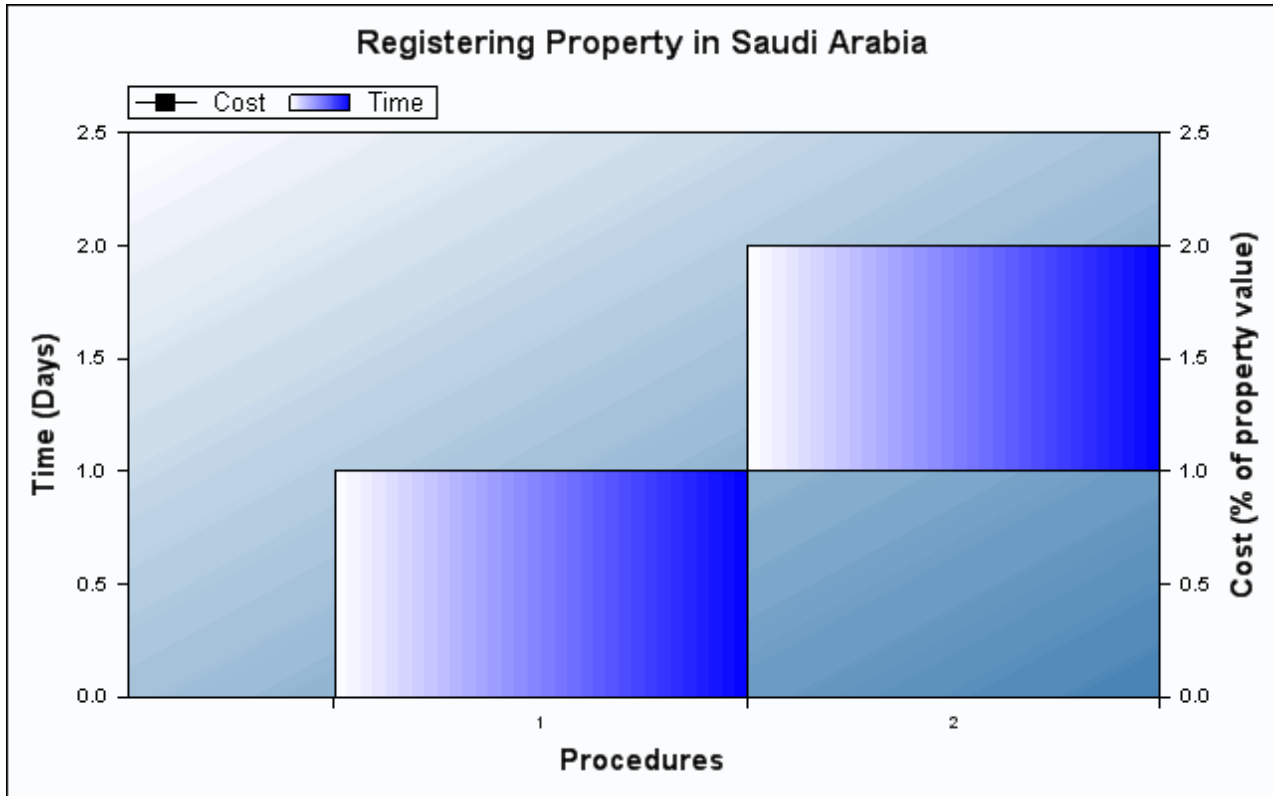
Registering Property data	Doing Business 2008	Doing Business 2009	Doing Business 2010
Rank	..	1	1
Procedures (number)	4	2	2
Time (days)	4	2	2
Cost (% of property value)	0.0	0.0	0.0

2. The following graphs illustrates the Registering Property indicators in Saudi Arabia over the past 3 years:



### 3. Steps to Registering Property in Saudi Arabia

It requires 2 procedures, takes 2 days, and costs 0.00 % of property value to register the property in Saudi Arabia.



#### List of Procedures:

1. Legal representatives of the parties appear before the notary public for the transfer of the title deeds
2. Legal representative of the buyer signs receipt and obtains the title deed from the notary public

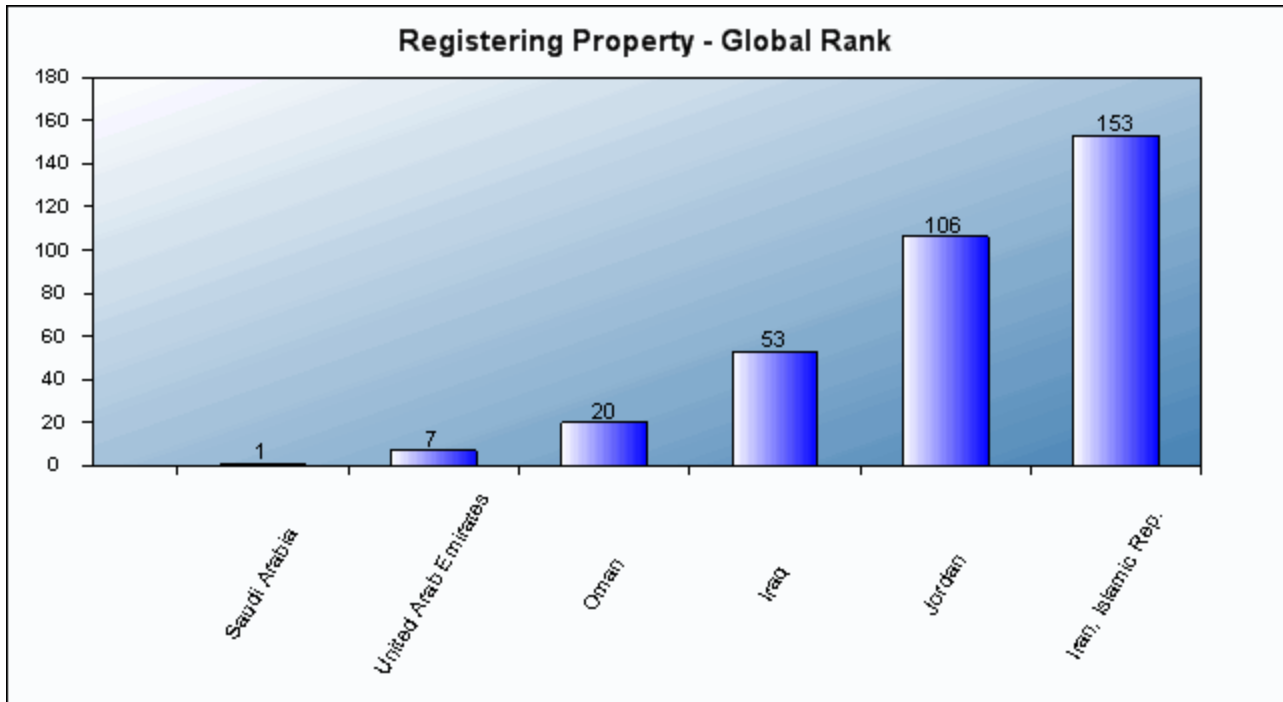
More detail is included in the appendix.



#### 4. Benchmarking Registering Property Regulations:

Saudi Arabia is ranked 1 overall for Registering Property.

Ranking of Saudi Arabia in Registering Property - Compared to good practice and selected economies:



The following table shows Registering Property data for Saudi Arabia compared to good practice and comparator economies:

<b>Good Practice Economies</b>	<b>Procedures (number)</b>	<b>Time (days)</b>	<b>Cost (% of property value)</b>
<b>New Zealand*</b>		2	
<b>Norway*</b>	1		
<b>Saudi Arabia</b>			0.0

<i>Selected Economy</i>			
<b>Saudi Arabia</b>	2	2	0.0

<i>Comparator Economies</i>			
<b>Iran, Islamic Rep.</b>	9	36	10.5
<b>Iraq</b>	5	8	7.7
<b>Jordan</b>	7	21	7.5
<b>Oman</b>	2	16	3.0
<b>United Arab Emirates</b>	1	2	2.0

\* The following economies are also good practice economies for :

**Procedures (number): United Arab Emirates**

**Time (days): Saudi Arabia, Thailand, United Arab Emirates**

# Getting Credit

Firms consistently rate access to credit as among the greatest barriers to their operation and growth. Doing Business constructs two sets of indicators of how well credit markets function: one on credit registries and the other on legal rights of borrowers and lenders. Credit registries, institutions that collect and distribute credit information on borrowers, can greatly expand access to credit. By sharing credit information, they help lenders assess risk and allocate credit more efficiently. They also free entrepreneurs from having to rely on personal connections alone when trying to obtain credit.

## Methodology

Credit information: three indicators are constructed

- depth of credit information index, which measures the extent to which the rules of a credit information system facilitate lending based on the scope of information distributed, the ease of access to information and the quality of information
- public registry coverage, which reports the number of individuals and firms covered by a public credit registry as a percentage of the adult population
- private bureau coverage, which reports the number of individuals and firms, covered by a private credit bureau as a percentage of the adult population

Legal Rights: the strength of legal rights index measures the degree to which collateral and bankruptcy laws protect the rights of borrowers and lenders. Ten points are analyzed:

- Can a business use movable assets as collateral while keeping possession of the assets, and can any financial institution accept such assets as collateral?
- Does the law allow a business to grant a non-possessory security right in a single category of revolving movable assets, without requiring a specific description of the secured assets?
- Does the law allow a business to grant a non-possessory security right in substantially all of its assets, without requiring a specific description of the secured assets?
- Can a security right extend to future or after-acquired assets and extend automatically to the products, proceeds or replacements of the original assets?
- Is general description of debts and obligations permitted in collateral agreements and in registration documents, so that all types of obligations and debts can be secured by stating a maximum rather than a specific amount between the parties?
- Is a collateral registry in operation that is unified geographically and by asset type as well as being indexed by the name of the grantor of a security right?
- Are secured creditors paid first when a debtor defaults outside an insolvency procedure or when a business is liquidated?
- Are secured creditors subject to an automatic stay or moratorium on enforcement procedures when a debtor enters a court-supervised reorganization procedure?
- Are parties allowed to agree in a collateral agreement that the lender may enforce its security right out of court?

## Legal Rights Survey Case Study

*The Debtor:*

- is a Private Limited Liability Company
- has its headquarters and only base of operations in the largest business city
- obtains a loan from a local bank (the Creditor) for an amount up to 10 times income (GNI) per capita
- Both debtor and creditor are 100% domestically owned.

## Getting credit: collateral rules and credit information

Rankings are based on 2 subindicators

Regulations on nonpossessory security interests in movable property

62.5%  
Strength of legal rights index  
(0-10)

37.5%  
Depth of credit information index  
(0-6)

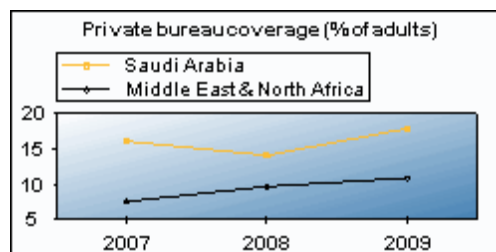
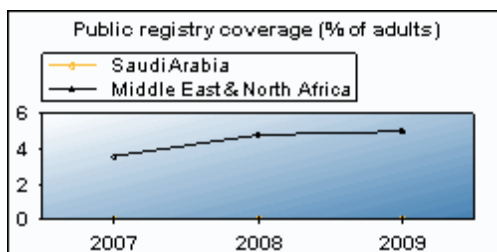
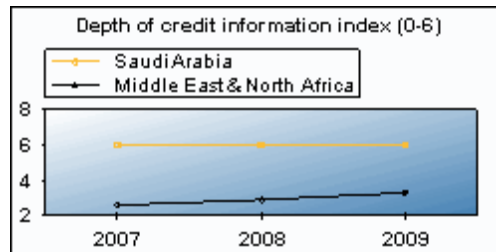
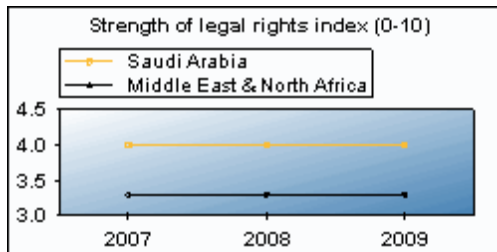
Scope, quality and accessibility of credit information through public and private credit registries

Note: Private bureau coverage and public registry coverage are measured but do not count for the rankings.

## 1. Historical data: Getting Credit in Saudi Arabia

Getting Credit data	Doing Business 2008	Doing Business 2009	Doing Business 2010
Rank	..	59	61
Strength of legal rights index (0-10)	4	4	4
Depth of credit information index (0-6)	6	6	6
Private bureau coverage (% of adults)	16.1	14.1	17.9
Public registry coverage (% of adults)	0.0	0.0	0.0

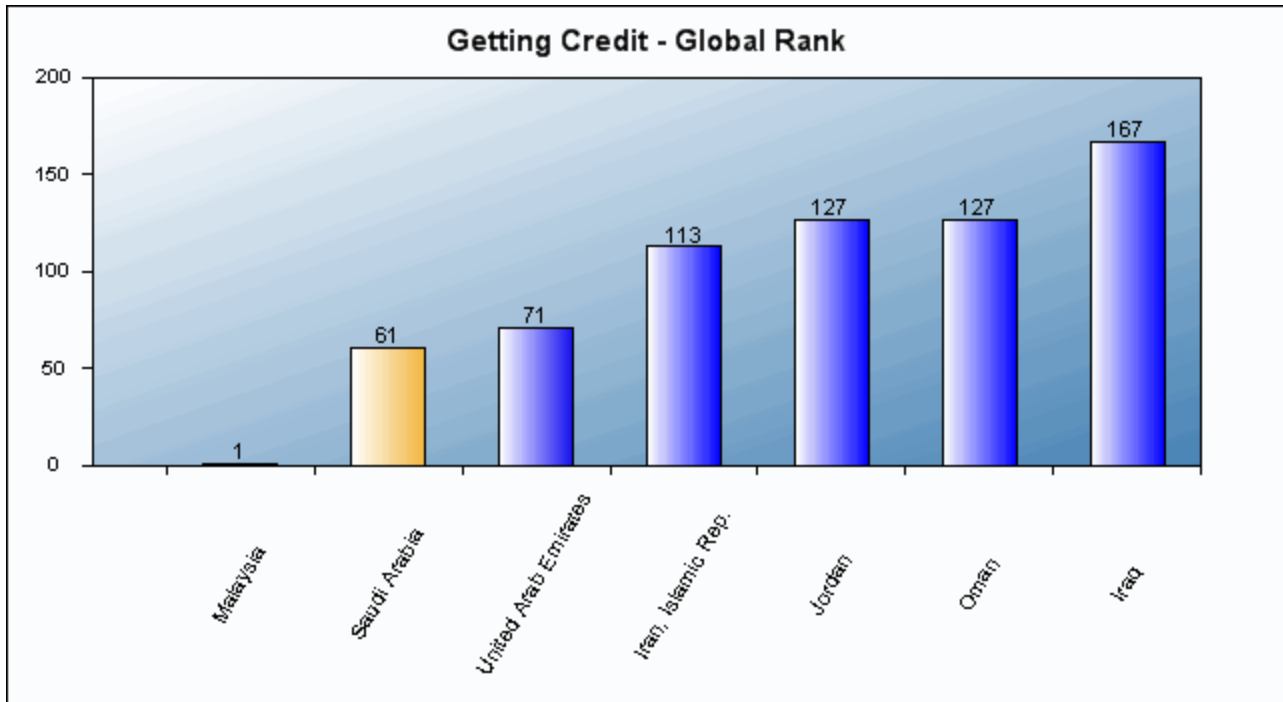
2. The following graphs illustrates the Getting Credit indicators in Saudi Arabia over the past 3 years:



### 3. Benchmarking Getting Credit Regulations:

Saudi Arabia is ranked 61 overall for Getting Credit.

Ranking of Saudi Arabia in Getting Credit - Compared to good practice and selected economies:



The following table shows Getting Credit data for Saudi Arabia compared to good practice and comparator economies:

<b>Good Practice Economies</b>	<b>Strength of legal rights index (0-10)</b>	<b>Depth of credit information index (0-6)</b>	<b>Public registry coverage (% of adults)</b>	<b>Private bureau coverage (% of adults)</b>
<b>New Zealand*</b>				100.0
<b>Portugal</b>			81.3	
<b>Singapore*</b>	10			
<b>United Kingdom</b>		6		

<i>Selected Economy</i>				
<b>Saudi Arabia</b>	4	6	0.0	17.9

<i>Comparator Economies</i>				
<b>Iran, Islamic Rep.</b>	4	3	31.3	0.0
<b>Iraq</b>	3	0	0.0	0.0
<b>Jordan</b>	4	2	1.0	0.0
<b>Oman</b>	4	2	17.0	0.0
<b>United Arab Emirates</b>	4	5	7.3	12.6

\* The following economies are also good practice economies for :

**Strength of legal rights index (0-10): Hong Kong, China, Kenya, Kyrgyz Republic, Malaysia**

**Private bureau coverage (% of adults): Argentina, Australia, Canada, Iceland, Ireland, Norway, Sweden, United Kingdom, United States**

**27 countries have the highest credit information index.**

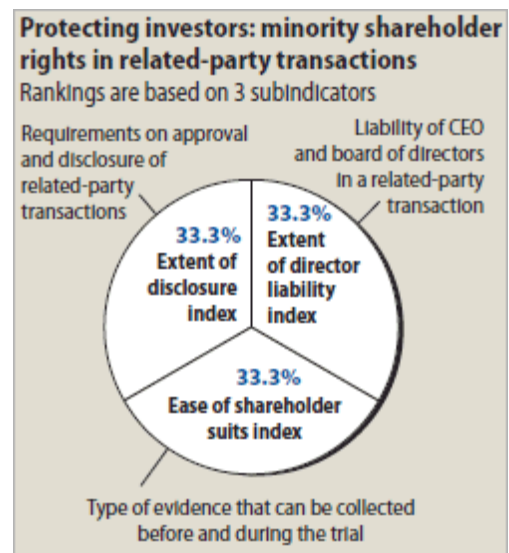
# Protecting Investors

Companies grow by raising capital, either through a bank loan or by attracting equity investors. Selling shares allows companies to expand without the need to provide collateral and repay bank loans. However, investors worry about their money, and look for laws that protect them. A study finds that the presence of legal and regulatory protections for investors explains up to 73% of the decision to invest. In contrast, company characteristics explain only between 4% and 22%\*. Good protections for minority shareholders are associated with larger and more active stock markets. Thus both governments and businesses have an interest in reforms strengthening investor protections.

## Methodology

To document some of the protections investors have, Doing Business measures how economies regulate a standard case of self-dealing, use of corporate assets for personal gain. Three indices of investor protection are constructed based on the answers to these and other questions. All indices range from 0 to 10, with higher values indicating more protections or greater disclosure. The three indices are:

- The extent of disclosure index covers approval procedures, requirements for immediate disclosure to the public and shareholders of proposed transactions, requirements for disclosure in periodic filings and reports and the availability of external review of transactions before they take place.
- The extent of director liability index covers the ability of investors to hold Mr. James and the board of directors liable for damages, the ability to rescind the transaction, the availability of fines and jail time associated with self-dealing, the availability of direct or derivative suits and the ability to require Mr. James to pay back his personal profits from the transaction.
- The ease of shareholder suits index covers the availability of documents that can be used during trial, the ability of the investor to examine the defendant and other witnesses, shareholders' access to internal documents of the company, the appointment of an inspector to investigate the transaction and the standard of proof applicable to a civil suit against the directors.



These three indices are averaged to create the strength of investor protection index.

## Survey case study

Mr. James, a director and the majority shareholder of a public company, proposes that the company purchase used trucks from another company he owns. The price is higher than the going price for used trucks. The transaction goes forward. All required approvals are obtained, and all required disclosures made, though the transaction is prejudicial to the purchasing company. Shareholders sue the interested parties and the members of the board of directors.

Several questions arise:

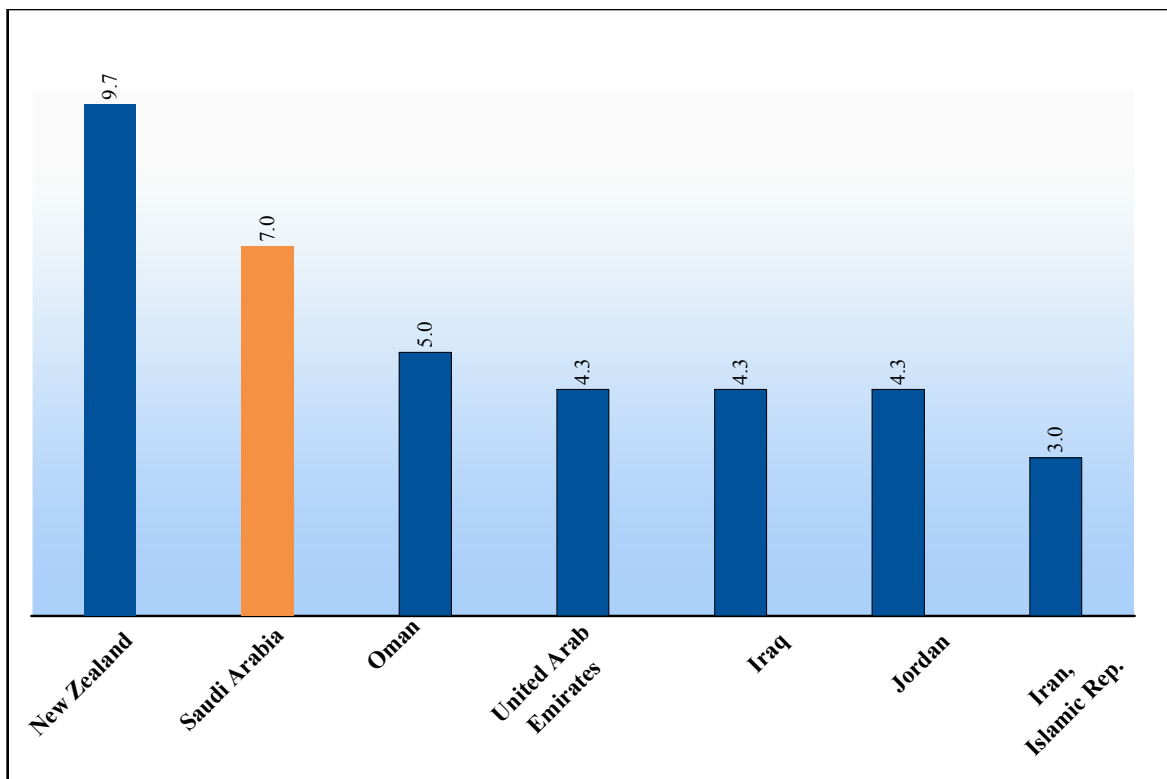
- Who approves the transaction?
- What information must be disclosed?
- What company documents can investors access?
- What do minority shareholders have to prove to get the transaction stopped or to receive compensation from Mr. James?

\*Dojidge, Kardy and Stulz (2007)

**1. Historical data: Protecting Investors in Saudi Arabia**

Protecting Investors data	Doing Business 2008	Doing Business 2009	Doing Business 2010
Rank	..	15	16
Strength of investor protection index (0-10)	5.7	7.0	7.0

**2. The following graph illustrates the Protecting Investors index in Saudi Arabia compared to best practice and selected Economies:**



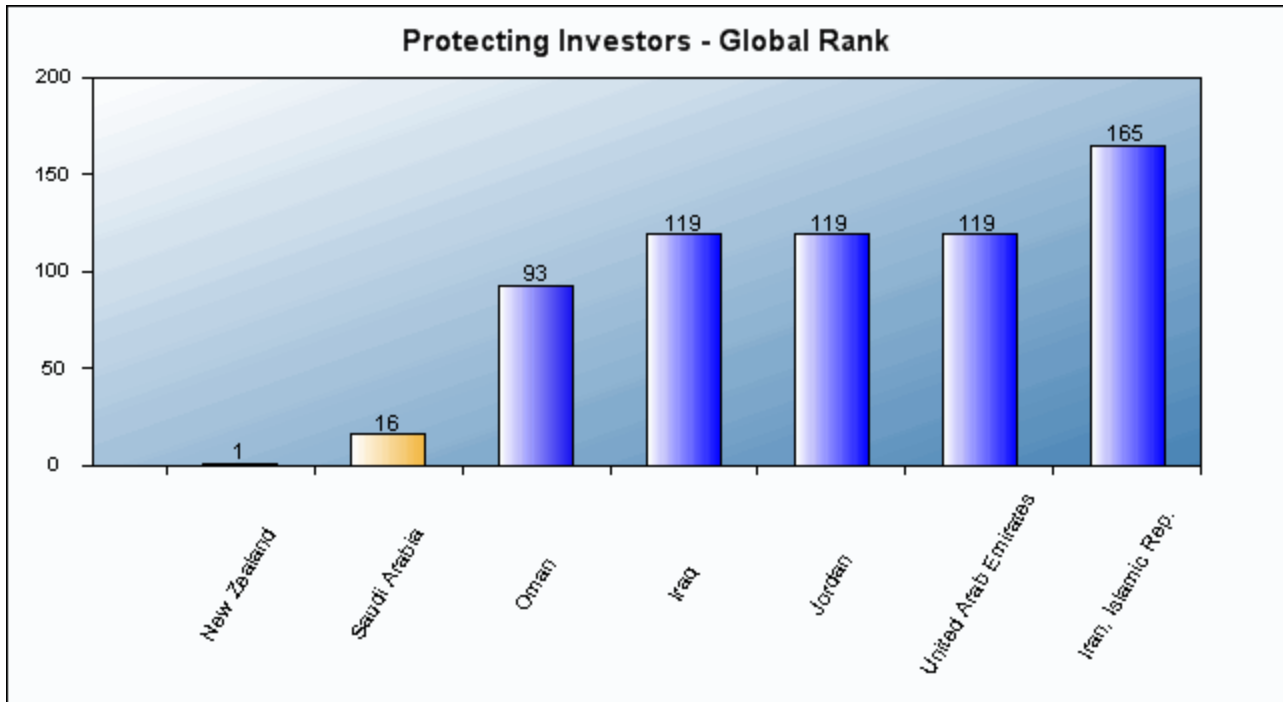
Note: The higher the score, the greater the investor protection.



### 3. Benchmarking Protecting Investors Regulations:

Saudi Arabia is ranked 16 overall for Protecting Investors.

Ranking of Saudi Arabia in Protecting Investors - Compared to good practice and selected economies:



The following table shows Protecting Investors data for Saudi Arabia compared to good practice and comparator economies:

<b>Good Practice Economies</b>	<b>Strength of investor protection index (0-10)</b>
<b>New Zealand</b>	9.7

<i>Selected Economy</i>	
<b>Saudi Arabia</b>	7.0

<i>Comparator Economies</i>	
<b>Iran, Islamic Rep.</b>	3.0
<b>Iraq</b>	4.3
<b>Jordan</b>	4.3
<b>Oman</b>	5.0
<b>United Arab Emirates</b>	4.3

# Paying Taxes

Taxes are essential. Without them there would be no money to provide public amenities, infrastructure and services which are crucial for a properly functioning economy. But particularly for small and medium size companies, they may opt out and choose to operate in the informal sector. One way to enhance tax compliance is to ease and simplify the process of paying taxes for such businesses.

## Methodology

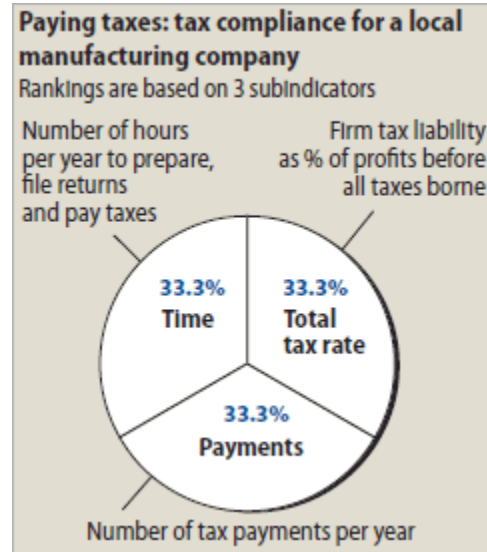
The Doing Business tax survey records the effective tax that a small and medium company must pay and the administrative costs of doing so.

Three indicators are constructed:

- number of tax payments, which takes in to account the method of payment, the frequency of payments and the number of agencies involved in our standardized case study.
- time, which measures the number of hours per year necessary to prepare and file tax returns and to pay the corporate income tax, value added tax, sales tax or goods and service tax and labor taxes and mandatory contributions.
- total tax rate, which measures the amount of taxes and mandatory contributions payable by the company during the second year of operation. This amount, expressed as a percentage of commercial profit, is the sum of all the different taxes payable after accounting for various deductions and exemptions.

## Survey case study

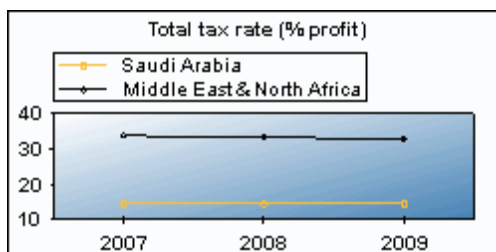
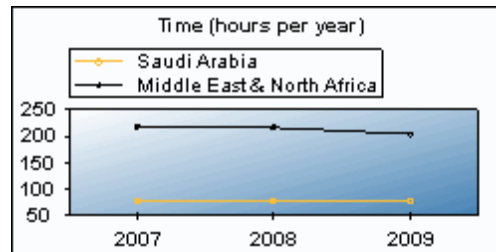
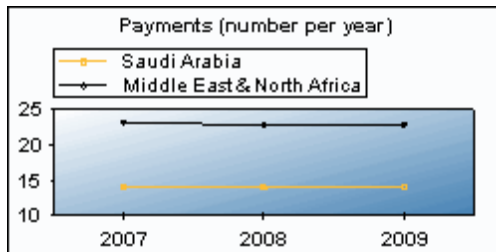
- TaxpayerCo is a medium-size business that started operations last year. Doing Business asks tax practitioners in 183 economies to review TaxpayerCo's financial statements and a standard list of transactions that the company completed during the year. Respondents are asked how much in taxes and mandatory contributions the business must pay and what the process is for doing so.
- The business starts from the same financial position in each economy. All the taxes and mandatory contributions paid during the second year of operation are recorded.
- Taxes and mandatory contributions are measured at all levels of government and include corporate income tax, turnover tax, all labor taxes and contributions paid by the company (including mandatory contributions paid to private pension or insurance funds), property tax, property transfer tax, dividend tax, capital gains tax, financial transactions tax, vehicle tax, sales tax and other small taxes (such as fuel tax, stamp duty and local taxes). A range of standard deductions and exemptions are also recorded.



## 1. Historical data: Paying Taxes in Saudi Arabia

Paying Taxes data	Doing Business 2008	Doing Business 2009	Doing Business 2010
Rank	..	7	7
Total tax rate (% profit)	14.5	14.5	14.5
Payments (number per year)	14	14	14
Time (hours per year)	79	79	79

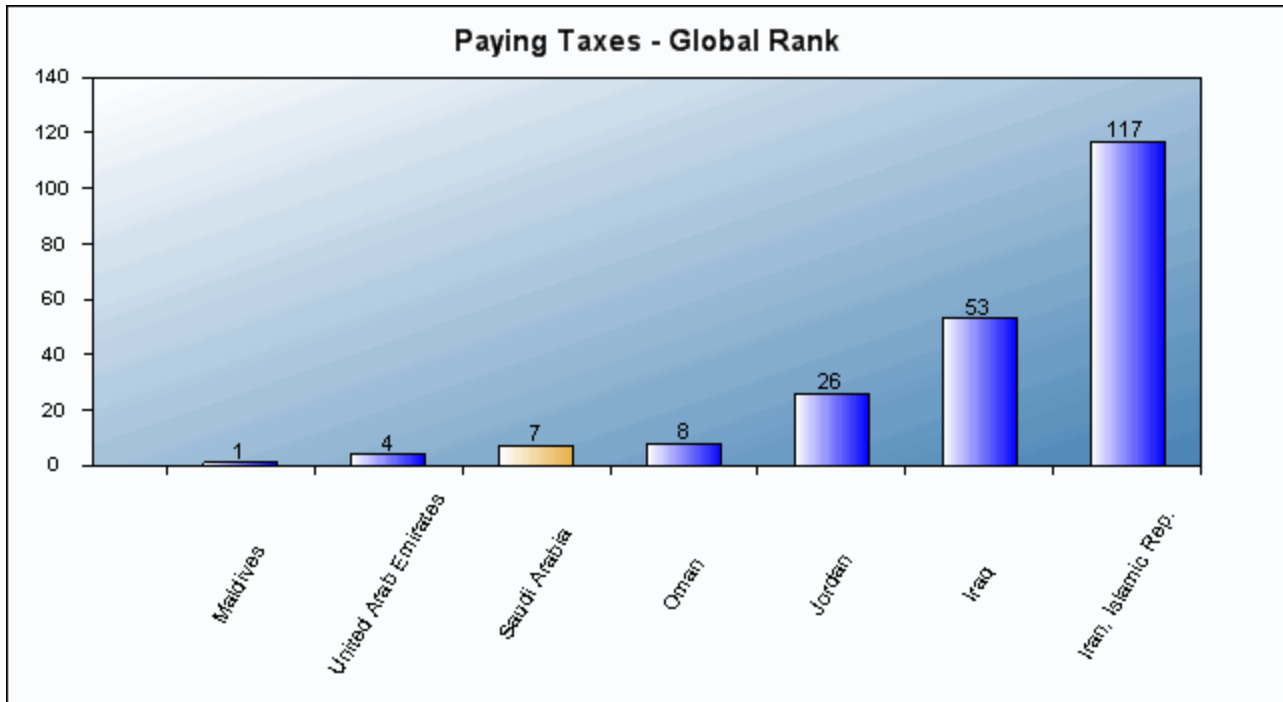
## 2. The following graphs illustrates the Paying Taxes indicators in Saudi Arabia over the past 3 years:



### 3. Benchmarking Paying Taxes Regulations:

Saudi Arabia is ranked 7 overall for Paying Taxes.

Ranking of Saudi Arabia in Paying Taxes - Compared to good practice and selected economies:



The following table shows Paying Taxes data for Saudi Arabia compared to good practice and comparator economies:

<b>Good Practice Economies</b>	<b>Payments (number per year)</b>	<b>Time (hours per year)</b>	<b>Total tax rate (% profit)</b>
<b>Maldives*</b>	1	0	
<b>Timor-Leste</b>			0.2

<i>Selected Economy</i>			
<b>Saudi Arabia</b>	14	79	14.5

<i>Comparator Economies</i>			
<b>Iran, Islamic Rep.</b>	22	344	44.2
<b>Iraq</b>	13	312	28.4
<b>Jordan</b>	26	101	31.1
<b>Oman</b>	14	62	21.6
<b>United Arab Emirates</b>	14	12	14.1

\* The following economies are also good practice economies for :

**Payments (number per year): Qatar**

# Trading Across Borders

The benefits of trade are well documented; as are the obstacles to trade. Tariffs, quotas and distance from large markets greatly increase the cost of goods or prevent trading altogether. But with bigger ships and faster planes, the world is shrinking. Global and regional trade agreements have reduced trade barriers. Yet Africa's share of global trade is smaller today than it was 25 years ago. So is the Middle East's, excluding oil exports. Many entrepreneurs face numerous hurdles to exporting or importing goods, including delays at the border. They often give up. Others never try. In fact, the potential gains from trade facilitation may be greater than those arising from only tariff reductions.

## Methodology

Doing Business compiles procedural requirements for trading a standard shipment of goods by ocean transport. Every procedure and the associated documents, time and cost, for importing and exporting the goods is recorded, starting with the contractual agreement between the two parties and ending with delivery of the goods. For importing the goods, the procedures measured range from the vessel's arrival at the port of entry to the shipment's delivery at the importer's warehouse. For exporting the goods, the procedures measured range from the packing of the goods at the factory to their departure from the port of exit. Payment is by letter of credit and the time and cost for issuing or securing a letter of credit is taken into account.

Documents recorded include port filing documents, customs declaration and clearance documents, as well as official documents exchanged between the parties to the transaction. Time is recorded in calendar days, from the beginning to the end of each procedure. Cost includes the fees levied on a 20-foot container in U.S. dollars.

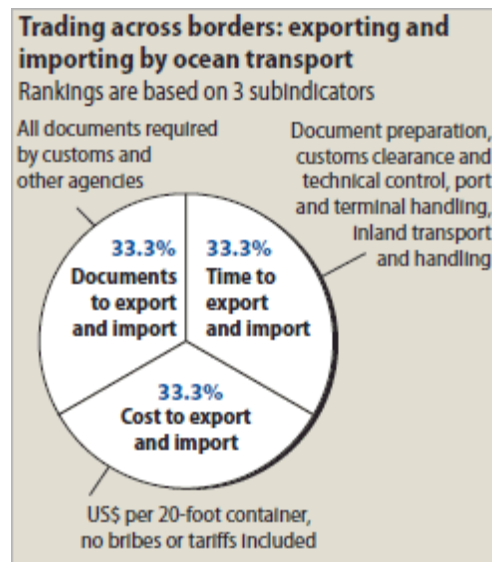
All the fees associated with completing the procedures to export or import the goods are included, such as costs for documents, administrative fees for customs clearance and technical control, terminal handling charges and inland transport. The cost measure does not include tariffs or duties.

Economies that have efficient customs, good transport networks and fewer document requirements, making compliance with export and import procedures faster and cheaper, are more competitive globally. That can lead to more exports; and exports are associated with faster growth and more jobs. Conversely, a need to file many documents is associated with more corruption in customs. Faced with long delays and frequent demands for bribes, many traders may avoid customs altogether. Instead, they smuggle goods across the border. This defeats the very purpose in having border control of trade to levy taxes and ensure high quality of goods.

## Survey case study

To make the data comparable across countries, several assumptions about the business and the traded goods are used:

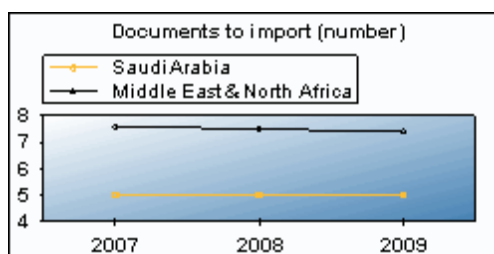
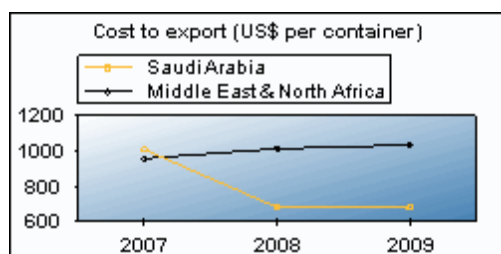
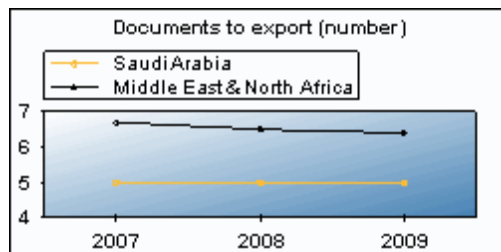
- The business is of medium size.
- The business employs 60 people.
- The business is located in the peri-urban area of the economy's largest business city.
- The business is a private, limited liability company, domestically owned, formally registered and operating under commercial laws and regulations of the economy.
- The traded goods are ordinary, legally manufactured products transported in a dry-cargo, 20-foot FCL (full container load) container.



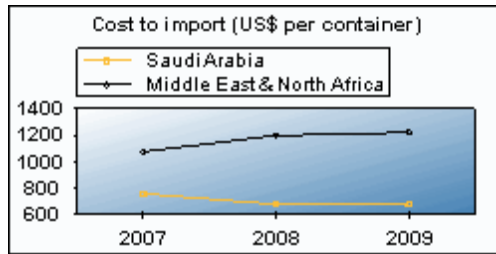
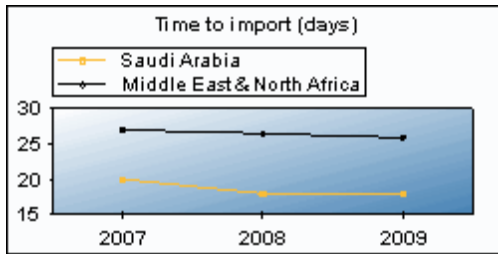
## 1. Historical data: Trading Across Borders in Saudi Arabia

Trading Across Borders data	Doing Business 2008	Doing Business 2009	Doing Business 2010
Rank	..	18	23
Cost to export (US\$ per container)	1008	681	681
Cost to import (US\$ per container)	758	678	678
Documents to export (number)	5	5	5
Documents to import (number)	5	5	5
Time to export (days)	19	17	17
Time to import (days)	20	18	18

2. The following graphs illustrates the Trading Across Borders indicators in Saudi Arabia over the past 3 years:







### 3. Benchmarking Trading Across Borders Regulations:

Saudi Arabia is ranked 23 overall for Trading Across Borders.

Ranking of Saudi Arabia in Trading Across Borders - Compared to good practice and selected economies:



The following table shows Trading Across Borders data for Saudi Arabia compared to good practice and comparator economies:

<b>Good Practice Economies</b>	<b>Documents to export (number)</b>	<b>Time to export (days)</b>	<b>Cost to export (US\$ per container)</b>	<b>Documents to import (number)</b>	<b>Time to import (days)</b>	<b>Cost to import (US\$ per container)</b>
<b>Denmark*</b>		5				
<b>France</b>	2			2		
<b>Malaysia</b>			450			
<b>Singapore</b>					3	439

<i>Selected Economy</i>						
<b>Saudi Arabia</b>	5	17	681	5	18	678

<i>Comparator Economies</i>						
<b>Iran, Islamic Rep.</b>	7	25	1061	8	38	1706
<b>Iraq</b>	10	102	3900	10	101	3900
<b>Jordan</b>	7	17	730	7	19	1290
<b>Oman</b>	10	22	821	10	26	1037
<b>United Arab Emirates</b>	4	8	593	5	9	579

\* The following economies are also good practice economies for :

**Time to export (days): Estonia**

# Enforcing Contracts

Where contract enforcement is efficient, businesses are more likely to engage with new borrowers or customers. Doing Business tracks the efficiency of the judicial system in resolving a commercial dispute, following the step-by-step evolution of a commercial sale dispute before local courts. The data is collected through study of the codes of civil procedure and other court regulations as well as through surveys completed by local litigation lawyers (and, in a quarter of the countries, by judges as well).

Justice delayed is often justice denied. And in many economies only the rich can afford to go to court. For the rest, justice is out of reach. In the absence of efficient courts, firms undertake fewer investments or business transactions. And they prefer to involve only a small group of people who know each other from previous dealings.

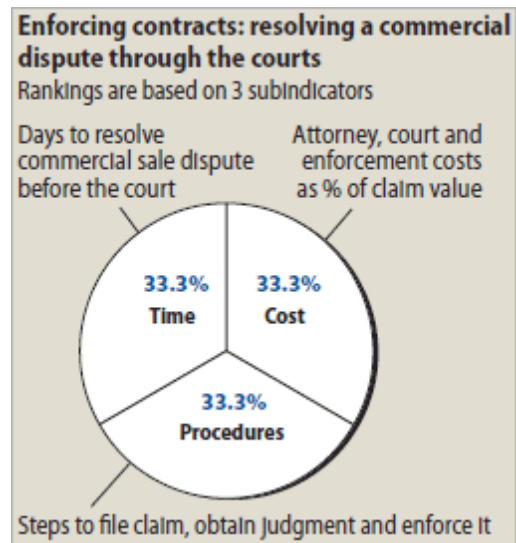
## Methodology

Rankings on enforcing contracts are based on 3 sub-indicators:

- number of procedures, which are defined as any interaction between the parties or between them and the judge or court officer. This includes steps to file the case, steps for trial and judgment and steps necessary to enforce the judgment.
- time, which counts the number of calendar days from the moment the Seller files the lawsuit in court until payment is received. This includes both the days on which actions take place and the waiting periods in between.
- cost, which is recorded as a percentage of the claim (assumed to be equivalent to 200% of income per capita). Three types of costs are recorded: court costs (including expert fees), enforcement costs (including costs for a public sale of Buyer's assets) and attorney fees.

## Survey case Study

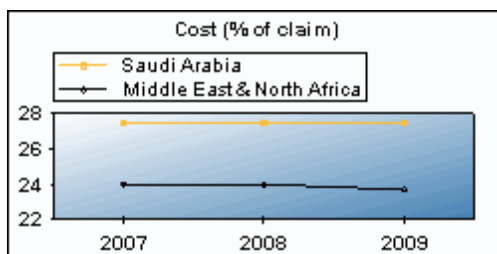
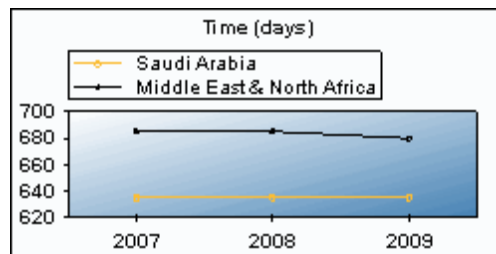
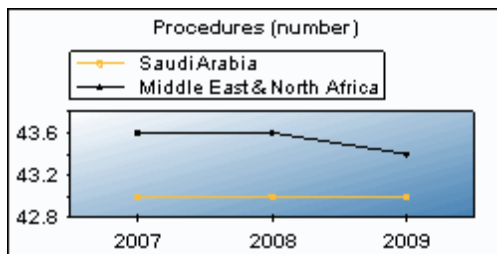
- The dispute concerns a contract for the sale of goods between two businesses (the Seller and the Buyer).
- Both are located in the economy's largest business city.
- The Seller sells and delivers goods, worth 200% of the economy's income per capita, to the Buyer. The Buyer refuses to pay on the grounds that they were not of adequate quality.
- The Seller sues the Buyer to recover the amount under the sales agreement (200% of the economy's income per capita).
- The claim is filed before a court in the economy's largest business city with jurisdiction over commercial cases worth 200% of the income per capita and is disputed on the merits.
- Judgment is 100% in favor of the Seller and is not appealed.
- The Seller enforces the judgment and the money is successfully collected through a public sale of Buyer's assets.



## 1. Historical data: Enforcing Contracts in Saudi Arabia

Enforcing Contracts data	Doing Business 2008	Doing Business 2009	Doing Business 2010
Rank	..	138	140
Procedures (number)	43	43	43
Time (days)	635	635	635
Cost (% of claim)	27.5	27.5	27.5

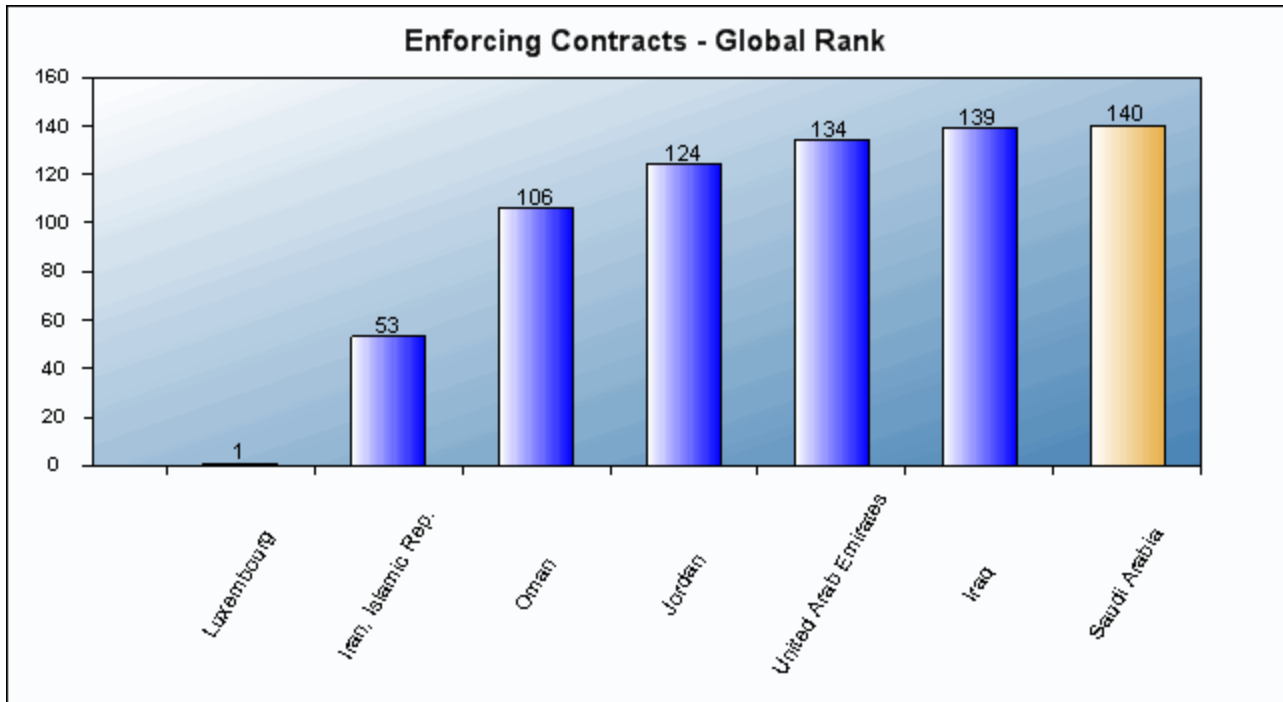
2. The following graphs illustrates the Enforcing Contracts indicators in Saudi Arabia over the past 3 years:



### 3. Benchmarking Enforcing Contracts Regulations:

Saudi Arabia is ranked 140 overall for Enforcing Contracts.

Ranking of Saudi Arabia in Enforcing Contracts - Compared to good practice and selected economies:



The following table shows Enforcing Contracts data for Saudi Arabia compared to good practice and comparator economies:

<b>Good Practice Economies</b>	<b>Procedures (number)</b>	<b>Time (days)</b>	<b>Cost (% of claim)</b>
<b>Bhutan</b>			0.1
<b>Ireland</b>	20		
<b>Singapore</b>		150	

<i>Selected Economy</i>			
<b>Saudi Arabia</b>	43	635	27.5

<i>Comparator Economies</i>			
<b>Iran, Islamic Rep.</b>	39	520	17.0
<b>Iraq</b>	51	520	27.3
<b>Jordan</b>	38	689	31.2
<b>Oman</b>	51	598	13.5
<b>United Arab Emirates</b>	49	537	26.2

# Closing a Business

The economic crises of the 1990s in emerging markets, from East Asia to Latin America, from Russia to Mexico, raised concerns about the design of bankruptcy systems and the ability of such systems to help reorganize viable companies and close down unviable ones. In countries where bankruptcy is inefficient, unviable businesses linger for years, keeping assets and human capital from being reallocated to more productive uses.

Bottlenecks in bankruptcy cut into the amount claimants can recover. In countries where bankruptcy laws are inefficient, this is a strong deterrent to investment. Access to credit shrinks, and nonperforming loans and financial risk grow because creditors cannot recover overdue loans. Conversely, efficient bankruptcy laws can encourage entrepreneurs. The freedom to fail, and to do so through an efficient process, puts people and capital to their most effective use. The result is more productive businesses and more jobs.

The Doing Business indicators identify weaknesses in the bankruptcy law as well as the main procedural and administrative bottlenecks in the bankruptcy process. In many developing countries bankruptcy is so inefficient that creditors hardly ever use it. In countries such as these, reform would best focus on improving contract enforcement outside bankruptcy.

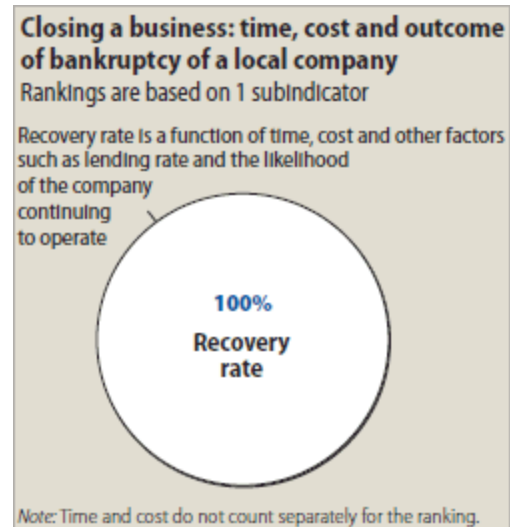
## Methodology

Three measures are constructed from the survey responses: the time to go through the insolvency process, the cost to go through the process and the recovery rate, how much of the insolvency estate is recovered by stakeholders, taking into account the time, cost, depreciation of assets and the outcome of the insolvency proceeding.

## Survey case study

The data on closing a business are developed using a standard set of case assumptions to track a company going through the step-by-step procedures of the bankruptcy process. It is assumed that:

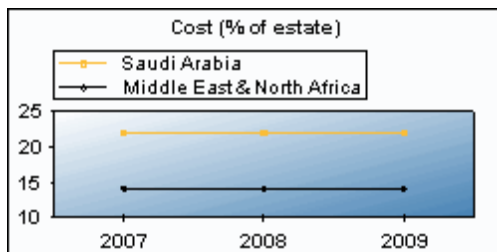
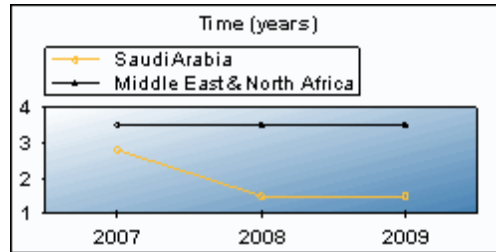
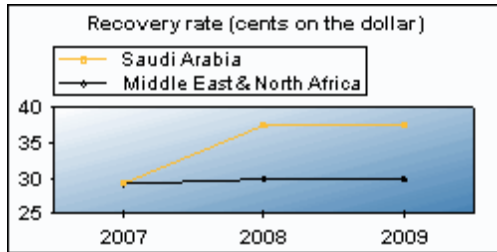
- the company is a domestically owned
- the company is a limited liability corporation operating a hotel in the country's largest business city
- the company has 201 employees, 1 main secured creditor and 50 unsecured creditors
- Assumptions are also made about the future cash flows.
- The case is designed so that the company has a higher value as a going concern, that is, the efficient outcome is either reorganization or sale as a going concern, not piecemeal liquidation.
- The data are derived from questionnaires answered by attorneys at private law firms.



## 1. Historical data: Closing Business in Saudi Arabia

Closing a Business data	Doing Business 2008	Doing Business 2009	Doing Business 2010
Rank	..	60	60
Time (years)	2.8	1.5	1.5
Cost (% of estate)	22	22	22
Recovery rate (cents on the dollar)	29.3	37.5	37.5

2. The following graphs illustrates the Closing Business indicators in Saudi Arabia over the past 3 years:

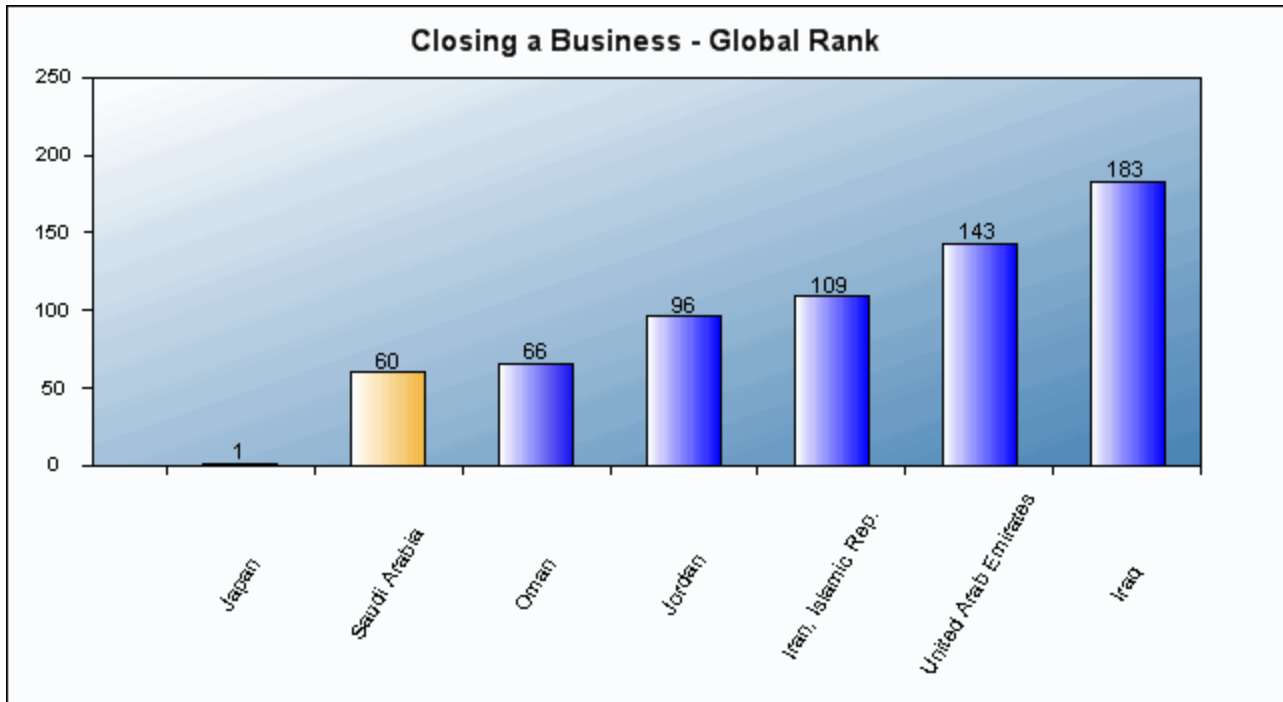




### 3. Benchmarking Closing Business Regulations:

Saudi Arabia is ranked 60 overall for Closing a Business.

Ranking of Saudi Arabia in Closing Business - Compared to good practice and selected economies:



The following table shows Closing Business data for Saudi Arabia compared to good practice and comparator economies:

<b>Good Practice Economies</b>	<b>Recovery rate (cents on the dollar)</b>	<b>Time (years)</b>	<b>Cost (% of estate)</b>
<b>Ireland</b>		0.4	
<b>Japan</b>	92.5		
<b>Singapore*</b>			1

<i>Selected Economy</i>			
<b>Saudi Arabia</b>	37.5	1.5	22

<i>Comparator Economies</i>			
<b>Iran, Islamic Rep.</b>	23.1	4.5	9
<b>Iraq</b>	0.0	no practice	no practice
<b>Jordan</b>	27.3	4.3	9
<b>Oman</b>	35.1	4.0	4
<b>United Arab Emirates</b>	10.2	5.1	30

\* The following economies are also good practice economies for :

**Cost (% of estate): Colombia, Kuwait, Norway**

# Doing Business 2010 Reforms

## Number of reforms in Doing Business 2010

Rank	Economy	Reforms									Total number of reforms	
		Starting a Business	Dealing with Construction Permits	Employing Workers	Registering Property	Getting Credit	Protecting Investors	Paying Taxes	Trading Across Borders	Enforcing Contracts		Closing a Business
1	Rwanda	✓		✓	✓	✓	✓		✓		✓	7
2	Kyrgyz Republic	✓	✓	✓	✓	✓		✓	✓			7
3	Macedonia, FYR	✓	✓	✓	✓	✓	✓	✓				7
4	Belarus	✓	✓	✓	✓			✓	✓			6
5	United Arab Emirates	✓	✓						✓			3
6	Moldova	✓			✓			✓				3
7	Colombia	✓	✓		✓	✓	✓	✓	✓		✓	8
8	Tajikistan	✓	✓		✗	✓	✓				✓	5
9	Egypt, Arab Rep.	✓	✓			✓			✓			4
10	Liberia	✓	✓					✓				3
	Saudi Arabia	✓	✓									2
	Iraq											
	Oman	✓						✓				2
	Iran, Islamic Rep.	✓	✓					✓	✓			4
	Jordan	✓	✓		✓			✓	✓	✓		6

Note: Economies are ranked on the number and impact of reforms, Doing Business selects the economies that reformed in 3 or more of the Doing Business topics. Second, it ranks these economies on the increase in rank in Ease of Doing Business from the previous year. The larger the improvement, the higher the ranking as a reformer.

**Belarus**

Belarus eased the process for getting construction permits by simplifying approval processes. Restrictions relating to redundancy dismissals were eased by raising the threshold for prior notification requirements. Tax payments were made more convenient through increased use of electronic systems—reducing tax compliance times—while lower ecological and turnover tax rates and a reduction in the number of payments for property tax reduced the tax burden on businesses. Property registration continues to improve, with faster processing and elimination of the requirement for notarization. Business start-up was eased by simplifying registration formalities, abolishing the minimum capital requirement, limiting the role of notaries, and removing the need for a company seal approval. Implementation of a risk-based management system and improvement of border crossing operations reduced transit times for trade.

**Colombia**

Colombia passed several decrees continuing its efforts to regulate the profession of insolvency administrators. The government eased the construction permit process with a new construction decree that categorizes building projects based on risk and allows electronic verification for certain documents. Access to credit improved thanks to a new credit information law that guarantees the right of borrowers to inspect their own data and new rules that make it mandatory for credit providers to consult and share information with credit bureaus. The tax burden on businesses was eased with the introduction of electronic tax filing and payment, and some payments were reduced. An amendment to the Company Law strengthened investor protections by making it easier to sue directors in cases of prejudicial transactions between interested parties. Property registration was made easier by making it possible to obtain required certificates online and by making standard preliminary sale agreements available free of charge. Business start-up was made easier by creating a public-private health provider that enables faster affiliation of employees and through a tool that allows online pre-enrollment with the social security office. Implementation of an electronic declaration system has expedited customs clearance.

**Egypt, Arab Rep.**

The Arab Republic of Egypt, a former global leading reformer and a regional leading reformer in 2008/09, continued to make it easier to deal with construction permits by issuing executive articles for the 2008 construction law and eliminating most preapprovals for construction permits. Contract enforcement was expedited with the creation of commercial courts. Access to credit information has expanded with the addition of retailers to the database of the private credit bureau. Finally, company start-up was eased by the removal of the minimum capital requirement.

**Iran, Islamic Rep.**

In the Islamic Republic of Iran the process for dealing with construction permits was quickened with the introduction of e-service offices in Tehran, streamlining the process for obtaining location approvals, construction permits, and building completion certificates. In addition, the time needed to obtain water and electricity connections fell substantially. The tax burden on businesses was eased by converting the sales tax into a value added tax. Business start-up was simplified with the adoption of an electronic registration system. Trade times were shortened by the installation of scanners at the port of Shahid Rajaei and the reorganization of customs clearance offices to separate inspections of special goods (chemicals, petroleum) from those of general goods.

**Iraq**

In Iraq no major reform was recorded.

**Jordan**

Jordan eased the process for dealing with construction permits by extending the services of the one-stop shop in Greater Amman to medium-size commercial construction projects. Contract enforcement was improved by setting up special commercial courts and equipping them with computer-aided case management systems. In addition, a higher threshold for the lower conciliation court is expected to result in better distribution of cases. Taxpaying for businesses was eased with the introduction of an online filing and payment system and a simplification of form filing. Transfer fees for registering property were cut from 10 percent to 7.5 percent of a property's value. Business start-up was eased by offering a single reception service for company registration at the company registrar. Trade was made more efficient by implementing a risk-based inspection regime of post-destination clearance for preapproved traders as well as by reducing to 30 percent the share of containers subject to physical inspection. In addition, implementation of new software allowing online submissions of customs declarations has reduced customs clearance times by two days for exporters and three days for importers.

<b>Kyrgyz Republic</b>	The Kyrgyz Republic eased the process for getting construction permits by streamlining the fee structure, introducing a risk-based system of approval and building control, allowing low-risk projects to conduct an internal building control process, and simplifying the process for obtaining utility connections. Requirements relating to redundancy dismissals and worker reassignment were eased. Access to credit was enhanced by making secured lending more flexible and allowing general descriptions of encumbered assets and of debts and obligations. In addition, amendments to the Civil Code provide for automatic extension of security rights to proceeds of the original assets. The tax burden on businesses was eased by reducing the rates for several taxes and the number of payments for several. Surveying and notarization requirements were made optional for property registration, and business start-up was eased by eliminating the minimum capital requirement, reducing the registration time, and abolishing various post-registration fees and the need to open a bank account before registration. The elimination of six previously required documents and the simplification of inspection procedures has sped up trading across borders.
<b>Liberia</b>	Liberia eased the process for getting construction permits by lowering the permit fee and cost of obtaining a power generator, abolishing the requirement to obtain a tax waiver certificate before submitting documents to obtain a building permit, and making fixed telephone connections more readily available for public use with the reopening of the national phone company. Business start-up was eased by removing the need to obtain an environmental impact assessment when forming a general trading company. The trade process was expedited by creating a one-stop shop bringing together various ministries and agencies, and streamlining the inspection regime.
<b>Macedonia, FYR</b>	The Former Yugoslav Republic of Macedonia has been reforming the construction permit process, shortening waiting times but raising fees. Worker hiring was made more flexible by allowing greater use of fixed-term contracts, easing restrictions on working hours, and making redundancy dismissals more flexible. The public credit bureau increased its coverage by introducing a better database that includes more information and by lowering the minimum loan threshold. Social security payments were classified in five groups, and social security contribution rates reduced. Investor protections were increased by regulating the approval of transactions between interested parties, increasing disclosure requirements in annual reports, and making it easier to sue directors in cases of prejudicial transactions between interested parties. Property registration was eased with the introduction of new time limits at the real estate cadastre—reducing the average time to register a title deed by eight days—and a non-encumbrance certificate can now be obtained from the real estate registry instead of through the court. Business start-up was simplified by integrating procedures at a one-stop shop.
<b>Moldova</b>	Moldova lowered the rates for social security contributions paid by employers. Property registration was simplified by eliminating the requirement for a cadastral sketch, reducing procedures from six to five and days from 48 to 5. Business start-up was eased by implementing an expedited company registration service.
<b>Oman</b>	Oman simplified business start-up by introducing an online name registry and enabling payment with a prepaid card. A new tax law will modernize the tax regime and simplify procedures.
<b>Rwanda</b>	Rwanda improved the process for dealing with distressed companies with a new law aimed at streamlining reorganization. Employing workers was made easier by abolishing the maximum duration for fixed-term contracts and allowing unlimited renewals of such contracts, as well as by allowing redundancy procedures to be more flexible, with consultation and notification of third parties no longer required. Getting credit was made easier with a new secured transactions act and insolvency act to make secured lending more flexible, allowing a wider range of assets to be used as collateral and a general description of debts and obligations. In addition, out of court enforcement of collateral has become available to secured creditors, who also now have top priority within bankruptcy. A new company law has strengthened investor protections by requiring greater corporate disclosure, director liability, and shareholder access to information. Property registration was simplified by decreasing the number of days required to transfer a property. Business start-up was eased by eliminating a notarization requirement; introducing standardized memorandums of association; enabling online publication; consolidating name checking, registration fee payment, tax registration, and company registration procedures; and shortening the time required to process completed applications. By implementing administrative changes—such as increased operating hours and enhanced cooperation at the border, along with the removal of some documentation requirements for importers and exporters—Rwanda has improved trading times.

**Saudi Arabia**

Saudi Arabia expedited the process for dealing with construction permits by introducing a one-day permit procedure, enabling builders to obtain a temporary building permit allowing them to begin construction after one day and a final building permit after one week. Business start-up was eased with the creation of a one-stop office at the Ministry of Commerce that merged registration procedures and simplified publication requirements.

**Tajikistan**

Tajikistan amended its insolvency law, aiming to reduce statutory time limits and the costs of proceedings. Changes were introduced that simplified the construction permit process, reducing procedures and time. A new law on credit histories improves access to credit information by creating a private credit bureau. Investor protections were strengthened with amendments to the joint stock company law, increasing disclosure requirements for transactions involving conflicts of interest, allowing for greater director liability, and giving shareholders the chance to request that harmful related-party transactions be rescinded. The state duty for property transfer has quadrupled, raising the cost of registering property by 2.8 percent of a property's value. Business start-up was eased by reducing the minimum capital requirement and shortening the time to obtain a tax identification number.

**United Arab Emirates**

The United Arab Emirates shortened the time for delivering building permits by improving its online system for processing applications. Business start-up was eased by simplifying the documents needed for registration, abolishing the minimum capital requirement, and removing the requirement that proof of deposit of capital be shown for registration. Greater capacity at the container terminal, elimination of the terminal handling receipt as a required document, and an increase in trade finance products, have improved trade processes.

## APPENDICES

---

### Starting a Business in Saudi Arabia

---

This table summarizes the procedures and costs associated with setting up a business in Saudi Arabia.

#### STANDARDIZED COMPANY

Legal Form: Limited Liability Company

Minimum Capital Requirement:

City: Riyadh

#### Registration Requirements:

No:	Procedure	Time to complete	Cost to complete
1	Register at the Unified Registry/ Ministry of Commerce and Industry	3	5550
2	* Open bank account	1	0
3	Register with the Department of Zakat and Income Tax (DZIT) to obtain a file number and a certificate of commencement of business	1	0
4	Register employer and employees for the General Organization of Social Insurance (GOSI) contributions online	1	0

\* Takes place simultaneously with another procedure.

**Procedure 1 Register at the Unified Registry/ Ministry of Commerce and Industry****Time to complete:** 3**Cost to complete:** 5550

**Comment:** The applicant completes all required forms and submits them to the new one-stop Unified Office at the Ministry of Commerce in Riyadh. The Unified Office includes representatives from: Companies Department, Commercial Names Department, Commercial Registration Department, Chamber of Commerce, Private Bank, Publication Office, and Notary Public. In addition, the Company registration with the Chamber of Commerce is done through the Chamber of Commerce desk at the MoCI.

-The registration fees for LCC is SAR 1200 as stated in the Council of Minister's resolution No.163 dated 23/6/1429 (16/6/2008) and SAR for 2,100 Chamber of Commerce fee. The requirement to publish summary Articles of Association in the Official Gazette cost SR 1500-3000, depending on the length.

**Procedure 2 Open bank account****Time to complete:** 1**Cost to complete:** 0**Comment:****Procedure 3 Register with the Department of Zakat and Income Tax (DZIT) to obtain a file number and a certificate of commencement of business****Time to complete:** 1**Cost to complete:** 0

**Comment:** Zakat, a religious wealth tax, is assessed on taxable income and on certain assets.

**Procedure 4 Register employer and employees for the General Organization of Social Insurance (GOSI) contributions online****Time to complete:** 1**Cost to complete:** 0

**Comment:** To register for social security insurance, the employer must open a file with the General Organization of Social Insurance (GOSI). This action will register the employer and the employee with the organization's two branches, the Pension Fund and the Industrial and illness Fund (Occupational Hazards Fund). Employers must contribute 11% of employee salary ( Saudi employees) and employees must contribute 9%.



## Dealing with Construction Permits in Saudi Arabia

The table below summarizes the procedures, time, and costs to build a warehouse in Saudi Arabia.

### BUILDING A WAREHOUSE

Date as of: January 2009

Estimated Warehouse Value:

City: Riyadh

#### Registration Requirements:

No:	Procedure	Time to complete	Cost to complete
1	Obtain temporary building permit from Riyadh Municipality one-stop shop and pay fees	1 day	SAR 1,040
2	Receive inspection prior to final building permit	1 day	SAR 10
3	Obtain final building permit from Branch Municipality	7 days	no charge
4	Receive inspection from municipality	1 day	no charge
5	Receive final inspection and obtain certificate of completion	2 days	no charge
6	Receive final inspection and letter of approval from Civil Defense	12 days	no charge
7 *	Request electricity connection	1 day	no charge
8 *	Receive electricity inspection	1 day	no charge
9 *	Obtain electricity connection	58 days	SAR 11,400
10 *	Request water connection	1 day	no charge
11 *	Receive water inspection	1 day	no charge
12 *	Obtain water connection	58 days	SAR 2,800
13 *	Request sewage connection	1 day	no charge
14 *	Receive sewage inspection	1 day	no charge
15 *	Obtain sewage connection	58 days	SAR 8,250

16 *	Obtain stamp from chamber of commerce on telephone application	1 day	SAR 25
17 *	Obtain phone connection	60 days	SAR 300

\* Takes place simultaneously with another procedure.

**Procedure 1 Obtain temporary building permit from Riyadh Municipality one-stop shop and pay fees**

**Time to complete:** 1 day

**Cost to complete:** SAR 1,040

**Comment:** BuildCo submits the application file with all the supporting documentation through the online portal located on the Riyadh Municipality website (<http://eservices.alriyadh.gov.sa>). Documents include:

- o A cover page
- o Legal documentation from the owner of the land (in this case BuildCo), and the design engineer (in this case, an employee of BuildCo)
- o A copy of the applicant’s identity card
- o An original land survey from the branch municipality or a specialized engineering office
- o Draft of the building permit, which has been prepared in advance by BuildCo and contains full information including the instrument number, street name, the name of the neighborhood, rebounds and components of construction and the amount of construction drawings and number and the date of receipt of payment, and the general location of all data set forth in the license.
- o Building plans drawn to a 50/1 scale with all the annexes
- o Two copies of the final plans on A3 paper for Municipal record and a CD containing the complete project information

Incomplete files will not be accepted for further processing. Once all documents are submitted, the system will generate the permit fees, which can also be paid online through the Sadad Payment System. After this, BuildCo's engineer must be physically present to submit hard copies of all the plans and sign a sworn affidavit of responsibility before picking up the temporary permit.

**Procedure 2 Receive inspection prior to final building permit**

**Time to complete:** 1 day

**Cost to complete:** SAR 10

**Comment:** The municipality Inspection Department will visit the construction site to ensure compliance with the documents submitted for the temporary building permit and applicable regulations .

**Procedure 3 Obtain final building permit from Branch Municipality**

**Time to complete:** 7 days

**Cost to complete:** no charge

**Comment:** Once the site has been inspected, the Municipality will proceed with processing the final building permit. The application file with the clearance from the Inspection Department is forwarded to the representative from Civil Defense who know sits in the Municipality. There are several representatives from Civil Defense but the one who has the authority to sign off on the building permit is only present 3 times a week. Once Civil Defense has approved the plans, the file is forwarded to the Licensing Department who issues the final permit.

Applicants can track the status of their application at any point in the process online. The online tracking system will not tell the applicant which office has the application, only whether it is in process, approved, or ready for pick up.

**Procedure 4 Receive inspection from municipality**

**Time to complete:** 1 day

**Cost to complete:** no charge

**Comment:** An inspector from the municipality may visit the site one or two times during construction without being requested to do so. These inspections are carried out to make sure that construction conforms to the building permit requirements.

#### **Procedure 5 Receive final inspection and obtain certificate of completion**

**Time to complete:** 2 days

**Cost to complete:** no charge

**Comment:** Upon completion, the branch municipality inspects the site to ensure that all work has been performed as stated in the building permit. The branch municipality issues a letter to different utility departments for the connection to electricity, water, sewerage, and telephone.

#### **Procedure 6 Receive final inspection and letter of approval from Civil Defense**

**Time to complete:** 12 days

**Cost to complete:** no charge

**Comment:** BuildCo requests the inspection directly from the Civil Defense department. It takes about 1–2 weeks to receive the final fire inspection from Civil Defense. If the completed building complies with all the fire safety regulations, the Civil Defense issues a letter of approval.

#### **Procedure 7 Request electricity connection**

**Time to complete:** 1 day

**Cost to complete:** no charge

**Comment:** BuildCo will need to submit, the building permit from municipality, the Civil Defense approval, the title deed and load requirements to the Riyadh Electricity Co. In order to grant an electricity connection, Riyadh Electricity Co. must inspect the site, approve the size of the electrical meter (as described in the electrical plan submitted), and instruct the connection department to connect the plot to the nearest transformer.

The fees are about SAR 11,400 for a 212-ampere meter. In addition, the customer will be asked to pay a meter insurance of SAR 5.00 / KVA (i.e. SAR 700 ), which is refunded at the end of the contract.

#### **Procedure 8 Receive electricity inspection**

**Time to complete:** 1 day

**Cost to complete:** no charge

**Comment:**

#### **Procedure 9 Obtain electricity connection**

**Time to complete:** 58 days  
**Cost to complete:** SAR 11,400  
**Comment:**

**Procedure 10 Request water connection**

**Time to complete:** 1 day  
**Cost to complete:** no charge  
**Comment:** BuildCo submits application documents to the Customer Service Center. Within a week they will visit the site, determine the tariffs and check the size of the pipes required.

**Procedure 11 Receive water inspection**

**Time to complete:** 1 day  
**Cost to complete:** no charge  
**Comment:**

**Procedure 12 Obtain water connection**

**Time to complete:** 58 days  
**Cost to complete:** SAR 2,800  
**Comment:**

**Procedure 13 Request sewage connection**

**Time to complete:** 1 day  
**Cost to complete:** no charge  
**Comment:**

**Procedure 14 Receive sewage inspection**

**Time to complete:** 1 day  
**Cost to complete:** no charge  
**Comment:**

**Procedure 15 Obtain sewage connection**

**Time to complete:** 58 days  
**Cost to complete:** SAR 8,250  
**Comment:**

**Procedure 16 Obtain stamp from chamber of commerce on telephone application**

**Time to complete:** 1 day  
**Cost to complete:** SAR 25  
**Comment:** The Chamber of Commerce must sign and stamp BuildCo's application for a fixed telephone line.

**Procedure 17 Obtain phone connection**

**Time to complete:** 60 days  
**Cost to complete:** SAR 300  
**Comment:** BuildCo must contact the telephone company and submit the letter of completion, as for the electrical connection. In addition, BuildCo must submit a copy of the valid commercial license and the application form (signed by an authorized signatory certified and stamped by the Chamber of Commerce). The installation fees are SAR 300.

## Employing Workers in Saudi Arabia

Employing workers indices are based on responses to survey questions. The table below shows these responses in Saudi Arabia.

Employing Workers Indicators (2009)	Answer	Score
<b>Difficulty of hiring index (0-100)</b>		<b>0.0</b>
Are fixed-term contracts prohibited for permanent tasks?	No	0
What is the maximum duration of fixed-term contracts (including renewals)? (in months)	No limit	0.0
What is the ratio of mandated minimum wage to the average value added per worker?	0.00	0.00
<b>Difficulty of redundancy index (0-10)</b>		<b>0.0</b>
Is the termination of workers due to redundancy legally authorized?	Yes	0
Must the employer notify a third party before terminating one redundant worker?	No	0
Does the employer need the approval of a third party to terminate one redundant worker?	No	0
Must the employer notify a third party before terminating a group of 9 redundant workers?	No	0
Does the employer need the approval of a third party to terminate a group of 9 redundant workers?	No	0
Is there a retraining or reassignment obligation before an employer can make a worker redundant?	No	0
Are there priority rules applying to redundancies?	No	0
Are there priority rules applying to re-employment?	No	0
<b>Redundancy costs (weeks of salary)</b>		<b>80.1</b>
What is the notice period for redundancy dismissal after 20 years of continuous employment? (weeks of salary)		4.3
What is the severance pay for redundancy dismissal after 20 years of employment? (weeks of salary)		75.8
What is the legally mandated penalty for redundancy dismissal? (weeks of salary)		0.0
<b>Rigidity of employment index (0-100)</b>		<b>13.3</b>
<b>Rigidity of hours index (0-100)</b>		<b>40.0</b>
Can the workweek extend to 50 hours (including overtime) for 2 months per year to respond to a seasonal increase in production?	Yes	0

What is the maximum number of working days per week?	6	0
Are there restrictions on night work and do these apply when continuous operations are economically necessary?	No	0.00
Are there restrictions on "weekly holiday" work and do these apply when continuous operations are economically necessary?	Yes	1.00
What is the paid annual vacation (in working days) for an employee with 20 years of service?	26	1

Note: The first three indices measure how difficult it is to hire a new worker, how rigid the regulations are on working hours, and how difficult it is to dismiss a redundant worker. Each index assigns values between 0 and 100, with higher values representing more rigid regulations. The overall Rigidity of Employment Index is an average of the three indices.



## Registering Property in Saudi Arabia

---

This topic examines the steps, time, and cost involved in registering property in Saudi Arabia.

### STANDARDIZED PROPERTY

Property Value: 3,627,235.50

City: Riyadh

#### Registration Requirements:

No:	Procedure	Time to complete	Cost to complete
1	Legal representatives of the parties appear before the notary public for the transfer of the title deeds	1 day	no cost
2	Legal representative of the buyer signs receipt and obtains the title deed from the notary public	1 day	no cost

**Procedure 1 Legal representatives of the parties appear before the notary public for the transfer of the title deeds**

**Time to complete:** 1 day

**Cost to complete:** no cost

**Comment:** The legal representatives of the buyer and the seller attend at the First Notary Public Department in Riyadh. The receptionist at the First Notary Public Department will give the legal representatives a transfer note for presentation to one of the notaries public within the Notary Public Department. Copies of the articles of association of the buyer and seller have to be presented to the notary public to ensure that the parties are authorized to sell and purchase real property. The First Notary Public Department in Riyadh has adopted in June 2007 a comprehensive electronic system of registering title deeds. The responsible notary public (i) reviews the original deed, (ii) reviews the copies of articles of association of the seller and the buyer to ensure that the parties are authorized to sell and purchase real property, (iii) reviews the documents evidencing the authorities of the legal representatives of the seller and the buyer, and (iv) reviews the original check showing the value of the plot. Once the responsible notary public is satisfied that all documents are available, he will transfer internally the transfer to the Records Department.

The original title deed must be submitted to the notary public by the seller.

The details of the transactions are copied into the title register internally. The Records Department then prepares a new title deed showing the buyer as the owner of the property (the "New Title Deed"). The new title deed is now included electronically in the comprehensive records of all title deeds in the city of Riyadh. The legal representatives will appear again before the responsible notary public, who will print a copy of the new title deed and ask the legal representatives along with two witnesses to sign a standard form, sale agreement. The new title deed will be given to the legal representative of the buyer. The sale agreement will be scanned and saved in the comprehensive record file and the original sale agreement will be retained by the responsible notary public. The whole procedure will take approximately between 1 and 2 hours.

**Procedure 2 Legal representative of the buyer signs receipt and obtains the title deed from the notary public**

**Time to complete:** 1 day

**Cost to complete:** no cost

**Comment:** The legal representative of the buyer will then obtain from the notary public the original new title deed which contains the full details of the transaction, stating the buyer as the owner of the property. The buyer will simply be required to appear before the notary, sign a confirmation of receipt of the title deed and receive the title deed. The whole procedure will take approximately two hours.

## Getting Credit in Saudi Arabia

The following table summarize legal rights of borrowers and lenders, and the availability and legal framework of credit registries in Saudi Arabia.

Getting Credit Indicators (2009)			Indicator
			score
<b>Private bureau coverage (% of adults)</b>	<b>Private credit bureau</b>	<b>Public credit registry</b>	<b>6</b>
Are data on both firms and individuals distributed?	Yes	No	1
Are both positive and negative data distributed?	Yes	No	1
Does the registry distribute credit information from retailers, trade creditors or utility companies as well as financial institutions?	Yes	No	1
Are more than 2 years of historical credit information distributed?	Yes	No	1
Is data on all loans below 1% of income per capita distributed?	Yes	No	1
Is it guaranteed by law that borrowers can inspect their data in the largest credit registry?	Yes	No	1
<b>Coverage</b>		17.9	0.0
Number of individuals	2,228,010		0
Number of firms	740,000		0
<b>Strength of legal rights index (0-10)</b>			<b>4</b>
Can any business use movable assets as collateral while keeping possession of the assets; and any financial institution accept such assets as collateral ?			Yes
Does the law allow businesses to grant a non possessory security right in a single category of revolving movable assets, without requiring a specific description of the secured assets ?			No
Does the law allow businesses to grant a non possessory security right in substantially all of its assets, without requiring a specific description of the secured assets ?			No
May a security right extend to future or after-acquired assets, and may it extend automatically to the products, proceeds or replacements of the original assets ?			No
Is a general description of debts and obligations permitted in collateral agreements, so that all types of obligations and debts can be secured by stating a maximum amount rather than a specific amount between the parties ?			Yes
Is a collateral registry in operation, that is unified geographically and by asset type, as well as indexed by the grantor's name of a security right ?			No
Do secured creditors have absolute priority to their collateral outside bankruptcy procedures?			Yes
Do secured creditors have absolute priority to their collateral in bankruptcy procedures?			No

During reorganization, are secured creditors' claims exempt from an automatic stay on enforcement?

Yes

Does the law authorize parties to agree on out of court enforcement?

No

## Protecting Investors in Saudi Arabia

The table below provides a full breakdown of how the disclosure, director liability, and shareholder suits indexes are calculated in Saudi Arabia.

Protecting Investors Data (2009)	Indicator
<b>Extent of disclosure index (0-10)</b>	<b>9</b>
What corporate body provides legally sufficient approval for the transaction? (0-3; see notes)	3
Immediate disclosure to the public and/or shareholders (0-2; see notes)	1
Disclosures in published periodic filings (0-2; see notes)	2
Disclosures by Mr. James to board of directors (0-2; see notes)	2
Requirement that an external body review the transaction before it takes place (0=no, 1=yes)	1
<b>Extent of director liability index (0-10)</b>	<b>8</b>
Shareholder plaintiff's ability to hold Mr. James liable for damage the Buyer-Seller transaction causes to the company. (0-2; see notes)	1
Shareholder plaintiff's ability to hold the approving body (the CEO or board of directors) liable for damage to the company. (0-2; see notes)	1
Whether a court can void the transaction upon a successful claim by a shareholder plaintiff (0-2; see notes)	2
Whether Mr. James pays damages for the harm caused to the company upon a successful claim by the shareholder plaintiff (0=no, 1=yes)	1
Whether Mr. James repays profits made from the transaction upon a successful claim by the shareholder plaintiff (0=no, 1=yes)	1
Whether fines and imprisonment can be applied against Mr. James (0=no, 1=yes)	1
Shareholder plaintiff's ability to sue directly or derivatively for damage the transaction causes to the company (0-1; see notes)	1
<b>Ease of shareholder suits index (0-10)</b>	<b>4</b>
Documents available to the plaintiff from the defendant and witnesses during trial (0-4; see notes)	0
Ability of plaintiffs to directly question the defendant and witnesses during trial (0-2; see notes)	1
Plaintiff can request categories of documents from the defendant without identifying specific ones (0=no, 1=yes)	0
Shareholders owning 10% or less of Buyer's shares can request an inspector investigate the transaction (0=no, 1=yes)	1

Level of proof required for civil suits is lower than that for criminal cases (0=no, 1=yes)	1
Shareholders owning 10% or less of Buyer's shares can inspect transaction documents before filing suit (0=no, 1=yes)	1

## Strength of investor protection index (0-10)

7.0

### Notes:

#### Extent of Disclosure Index

*What corporate body provides legally sufficient approval for the transaction?*

0=CEO or managing director alone; 1=shareholders or board of directors vote and Mr. James can vote; 2=board of directors votes and Mr. James cannot vote; 3 = shareholders vote and Mr. James cannot vote

*Immediate disclosure to the public and/or shareholders*

0=none; 1=disclosure on the transaction only; 2=disclosure on the transaction and Mr. James' conflict of interest

*Disclosures in published periodic filings*

0=none; 1=disclosure on the transaction only; 2=disclosure on the transaction and Mr. James' conflict of interest

*Disclosures by Mr. James to board of directors*

0=none; 1=existence of a conflict without any specifics; 2= full disclosure of all material facts

#### Director Liability Index

*Shareholder plaintiff's ability to hold Mr. James liable for damage the Buyer-Seller transaction causes to the company*

0= Mr. James is not liable or liable only if he acted fraudulently or in bad faith; 1= Mr. James is liable if he influenced the approval or was negligent; 2= Mr. James is liable if the transaction was unfair, oppressive or prejudicial to minority shareholders

*Shareholder plaintiff's ability to hold the approving body (the CEO or board of directors) liable for for damage to the company*

0=members of the approving body are either not liable or liable only if they acted fraudulently or in bad faith; 1=liable for negligence in the approval of the transaction; 2=liable if the transaction is unfair, oppressive, or prejudicial to minority shareholders

*Whether a court can void the transaction upon a successful claim by a shareholder plaintiff*

0=rescission is unavailable or available only in case of Seller's fraud or bad faith; 1=available when the transaction is oppressive or prejudicial to minority shareholders; 2=available when the transaction is unfair or entails a conflict of interest

*Shareholder plaintiffs' ability to sue directly or derivatively for damage the transaction causes to the company*

0=not available; 1=direct or derivative suit available for shareholders holding 10% of share capital or less

#### Shareholder Suits Index

*Documents available to the plaintiff from the defendant and witnesses during trial*

Score 1 each for (1) information that the defendant has indicated he intends to rely on for his defense; (2) information that directly proves specific facts in the plaintiff's claim; (3) any information that is relevant to the subject matter of the claim; and (4) any information that may lead to the discovery of relevant information.

*Ability of plaintiffs to directly question the defendant and witnesses during trial*

0=no; 1=yes, with prior approval by the court of the questions posed; 2=yes, without prior approval

## Paying Taxes in Saudi Arabia

The table below addresses the taxes and mandatory contributions that a medium-size company must pay or withhold in a given year in Saudi Arabia, as well as measures of administrative burden in paying taxes.

Tax or mandatory contribution	Payments (number)	Notes on Payments	Time (hours)	Statutory tax rate	Tax base	Total tax rate (% profit)	Notes on TTR
Vehicle tax	1					0.00	
Zakat	1		20	2.5%	taxable income	2.12	
Social security contributions	12		59	11%	gross salaries	12.41	
<b>Totals</b>	<b>14</b>		<b>79</b>			<b>14.5</b>	

### Notes:

- a) data not collected
- b) VAT is not included in the total tax rate because it is a tax levied on consumers
- c) very small amount
- d) included in other taxes
- e) Withheld tax
- f) electronic filling available
- g) paid jointly with another tax

Name of taxes have been standardized. For instance income tax, profit tax, tax on company's income are all named corporate income tax in this table.

When there is more than one statutory tax rate, the one applicable to TaxpayerCo is reported.

The hours for VAT include all the VAT and sales taxes applicable.

The hours for Social Security include all the hours for labor taxes and mandatory contributions in general.

## Trading Across Borders in Saudi Arabia

These tables list the procedures necessary to import and exports a standardized cargo of goods in Saudi Arabia. The documents required to export and import the goods are also shown.

Nature of Export Procedures (2009)	Duration (days)	US\$ Cost
Documents preparation	6	97
Customs clearance and technical control	3	189
Ports and terminal handling	4	75
Inland transportation and handling	4	320
Totals	17	681

Nature of Import Procedures (2009)	Duration (days)	US\$ Cost
Documents preparation	6	97
Customs clearance and technical control	6	182
Ports and terminal handling	4	149
Inland transportation and handling	2	250
Totals	18	678

### Export

Bill of lading

Certificate of origin

Commercial invoice

Customs export declaration

Packing list

### Import

Bill of lading

Certificate of origin

Commercial invoice

Customs import declaration

Packing list



## Enforcing Contracts in Saudi Arabia

---

This topic looks at the efficiency of contract enforcement in Saudi Arabia.

Nature of Procedure (2009)	Indicator
Procedures (number)	43
Time (days)	635
Filing and service	30.0
Trial and judgment	365.0
Enforcement of judgment	240.0
Cost (% of claim)*	27.50
Attorney cost (% of claim)	20.0
Court cost (% of claim)	7.5
Enforcement Cost (% of claim)	0.0
<b>Court information:</b>	Riyadh Board of Grievances, ("ديوان المظالم") Commercial Circuit

\* Claim assumed to be equivalent to 200% of income per capita.





DOING BUSINESS  
2010

[WWW.DOINGBUSINESS.ORG](http://WWW.DOINGBUSINESS.ORG)



THE  
WORLD  
BANK



International  
Finance  
Corporation  
World Bank Group

ISBN: 978-0-8213-7961-5



Printed in the  
United States